

Galleria

HANDCRAFTED CUSTOM CABINETS




AVAILABLE EXCLUSIVELY AT
CONSUMERS
KITCHEN & BATH *Specialists*

With our selection of well manicured door styles, wood home. Galleria Custom Cabinetry is dedicated to bring


SOLID WOOD DOOR STYLES




Countess
Bordeaux Birch,
Retroed



Duchess
Colonial Rustic Oak,
Highlighted




Hamilton
Nutmeg Oak



Monarch
Puritan Cherry,
Highlighted



Nobel
Sugar White Birch



Esquire
Colonial Rustic Maple,
Highlighted



Presidential
Spice Maple,
Glazed



Princess
Emerald Birch,
Retroed



Empress
Colonial Maple,
Retroed



Regency
Puritan Rustic Cherry,
Retroed



Royal
Colonial Cherry,
Glazed

HAND MATCHED WOOD SPECIES

Cherry is an elegant, multi-colored hardwood, which may contain small knots and pinholes. Natural or light stains accent these color variations making a distinctive statement in a full kitchen. Cherry wood will darken or "mellow" with age. This mellowing is a natural occurrence and the benefit of owning a Cherry kitchen.

Hard Maple is a strong, close-grained wood that is predominantly off-white in color, although it also contains light hues of yellow-brown and pink. Hard Maple occasionally contains light tan or small dark mineral streaks.

Red Oak is a strong, open-grained wood that has a range in color of white, yellow and pink. Red Oak is sometimes streaked with green, yellow and black mineral deposits and may contain some wide grain.

Natural Birch is a medium density hardwood with a fine, moderate grain pattern and free of knots. Natural Birch is only available with an enamel finish.

Rustic wood has individual "character" spots—knots, burls and blemishes that don't affect the durability or integrity of the cabinetry. Rustic is available in cherry, oak and maple.

FINISHES & TREATMENTS

With a variety of wood species, finishes and door treatments, you can create a luxurious kitchen masterpiece in your home. Adding magnificent functionality and organization to your kitchen in a beautiful array of variations.

HANDCRAFTED FINISHES




Nutmeg Oak



Puritan Oak



Spice Oak



Cinnamon Oak



Colonial Oak



Mystic Black Oak




Nutmeg Maple



Puritan Maple




Spice Maple



Cinnamon Maple



Colonial Maple



Mystic Black Maple



Nutmeg Cherry



Puritan Cherry




Spice Cherry



Cinnamon Cherry



Colonial Cherry



Mystic Black Cherry



Bordeaux Enamel



Cameo White Enamel



Sugar White Enamel



Tissue White Enamel



Emerald Enamel



Driftwood Grey Enamel



Stonehedge Enamel



Matte Black Enamel

HANDCRAFTED FINISH TREATMENTS



Highlight

Highlight finishes are created by applying a glaze only to the recesses of the doors and drawer fronts after the chosen color has been applied. Due to the slightly darker highlight, the color may appear to be darker. However, the original stain color of the door is not altered. The treatment process is completed by adding the two top coats and hand sanding to the doors and drawer fronts.



Glaze

A Glaze finish treatment can be added only to a stain finish. The glaze finish is applied to the door and drawer front to add a unique look that captures light unlike the standard stain or enamel finishes are able to. Glazes are hand applied to penetrate the chosen color and enhance the overall depth of the color and profile. Glazed finish treatments are followed by our standard top coat and hand sanding treatment for durability to last for years.



Brush

The Brush stroke glaze finish treatment can be applied only to enamel finishes. The result is the appearance of a highlighted hand brush stroke that is both unique and beautiful. Brush Stroke Glazed finish treatments are followed by our standard top coat and hand sanding treatment for durability to last for years.



Retro

The Retro finish is a hand crafted technique that includes adding faux wormholes, intentional distressing and over sanding to the unfinished doors and drawer fronts to create the appearance of natural aging. After these treatments are randomly placed, the stain or enamel finish is applied, followed by a second treatment of over sanding on the edges which slightly reveals the natural wood underneath. Next, a dark highlight is added to the over sanded edges and either a stain glaze or a brush stroke glaze is applied (depending upon whether you select a stain or an enamel finish). The treatment process is completed by adding two additional applications of top coat for a one of a kind, beautiful finish!

**HANDCRAFTED FINISH TREATMENTS
THAT WILL STAND THE TEST OF TIME!**

IF YOU THINK THIS LOOKS GREAT NOW...



CAMEO WHITE ENAMEL



PURITAN OAK

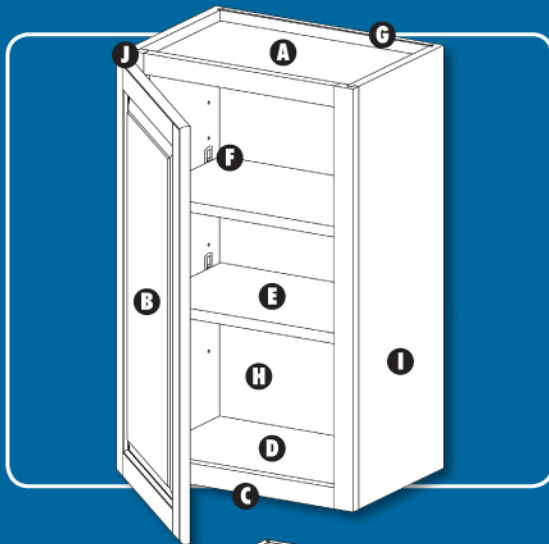


NUTMEG MAPLE

...IT WILL LOOK THE SAME DECADES FROM NOW, GALLERIA, HANDCRAFTED TO STAND THE TEST OF TIME!

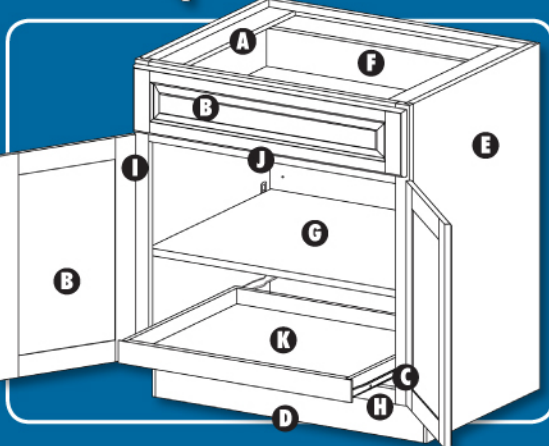
ALL STYLES SHOWN ABOVE ARE AVAILABLE IN GALLERIA HANDCRAFTED CUSTOM CABINETRY

GALLERIA HANDCRAFTED CUSTOM CABINETRY CONSTRUCTION DETAILS



WALL CABINET CONSTRUCTION SPECIFICATIONS:

- A** Top and bottom of wall cabinets are finished for protection & end panel edges are stained to match
- B** 3/4" Solid Oak, Maple, Cherry and Birch 5pc construction doors with 5/8" mortise & tenon joint including rubber spacers
- C** 3/4" Solid Oak, Maple, Cherry and Birch face frame construction assembled with wood dowels & industrial strength glue
- D** 1/2" Natural Birch veneer plywood floor & ceiling
- E** 3/4" Natural Birch veneer plywood adjustable shelves
- F** Adjustable clear locking shelf clips
- G** 1/2" Solid wood concealed hang rail (top and bottom)
- H** 3/16" Birch veneer, plywood back panel
- I** 3/4" Plywood with Natural Birch interior on all sides with matching Oak, Maple, Cherry or Birch veneer exterior on exposed sides
- J** 1-5/16" Wrap around fully concealed adjustable self closing hinges with soft close feature



BASE CABINET CONSTRUCTION SPECIFICATIONS:

- A** 1/2" Plywood full depth I Beam construction bracing
- B** 3/4" Solid Oak, Maple, Cherry and Birch 5pc construction doors with 5/8" mortise & tenon joint including rubber spacers
- C** 3/4" Solid Oak, Maple, Cherry and Birch face frame construction assembled with wood dowels & industrial strength glue
- D** 1/2" Plywood toe board
- E** 3/4" Plywood with Natural Birch interior on all sides with matching Oak, Maple, Cherry or Birch veneer exterior on exposed sides
- F** 3/4" Solid poplar four sided dovetail drawer box with 3/16" Birch veneer plywood bottom
- G** 3/4" Natural Birch veneer plywood full depth adjustable shelf with clear locking shelf clips
- H** 1/2" Natural Birch veneer plywood floor
- I** 1-5/16" Wrap around fully concealed adjustable self closing hinges with soft close feature
- J** Full extension soft close undermount drawer slides for 3/4" dovetail boxes
- K** 1/2" Solid Poplar roll out trays with 3/16" Birch plywood bottom

TO LEARN MORE ABOUT GALLERIA CUSTOM KITCHENS, VISIT WWW.GALLERIACUSTOMCABINETRY.COM

GALLERIA CUSTOM CABINETS DISTRIBUTED EXCLUSIVELY BY AND AVAILABLE ONLY AT



Our Quality Makes The Difference...

HOLBROOK 717 BROADWAY AVENUE
COPIAGUE 1250 SUNRISE HIGHWAY
COMMACK 258 COMMACK ROAD
 HOURS: MON - FRI 9AM-9PM SAT 9AM-5PM SUN 11AM-4PM



...Our Prices Make It Possible!

FRANKLIN SQUARE 600 FRANKLIN AVENUE
EAST MEADOW 2280 HEMPSTEAD TURNPIKE
 HOURS: MON - FRI 9AM-9PM SAT 9AM-5PM SUN 11AM-4PM

FOR MORE INFORMATION CALL 631-563-3200 OR VISIT ONE OF OUR AWARD WINNING SHOWROOMS CLOSEST TO YOU
 VISIT OUR WEBSITE ONLINE AT WWW.CONSUMERSKITCHENS.COM

