



STARMARK  
C A B I N E T R Y

WELCOME

**CONSUMERS**  
KITCHEN & BATH *Specialists*

CALL 631-563-3200 OR VISIT US ONLINE AT [WWW.CONSUMERSKITCHENS.COM](http://WWW.CONSUMERSKITCHENS.COM)







## WELCOME TO STARMARK CABINETRY

From kitchens and bathrooms, to home offices and playrooms, to family and utility rooms, StarMark Cabinetry brings beauty, functionality and organization to any room. See how select woods, timeless styles, striking embellishments and beautiful finishes combine to give you creative freedom to express yourself and define your style.

*Both pages: Tempo door style in Quarter Sawn Red Oak finished in Chestnut. Accents are Cherry finished in Java*









---

IMAGINE AND CREATE

---

Combine exquisite wood species, expressive door styles and enduring exteriors to create a unique and beautiful statement in your home. Your options include warm woods like maple, oak, alder and cherry or distinctive woods like quarter sawn red oak, hickory, Lyptus and exotic veneers. Select flat panel or raised panel doors styled with elegant lines or graceful curves, understated features or luxurious details.

*Left: Arlington door style in Cherry finished in Paprika with Chocolate glaze and Old World Distressing. Island is Maple finished in Macadamia with Chocolate glaze and Old World Distressing.*  
*Below: Arlington door style in Cherry finished in Paprika with Chocolate glaze and Old World Distressing*









## OPEN UP THE POSSIBILITIES

An extensive array of fashion finishes, door styles and well-coordinated decorative accents creates beautiful cabinetry, but we don't stop there. Our sound workmanship is guaranteed by an impressive lifetime warranty.

*Both pages: Sonoma door style in Maple finished in Caramel with Chocolate glaze*





## ALL THAT YOU NEED AND WANT

*Both pages: Monroe door style in Cherry finished in Harvest*















Whatever your style, you'll find cabinets and accessories from StarMark Cabinetry that work hard, are built to last, and create a unique and memorable masterpiece in your home.

*Both pages: Monroe door style in Cherry finished in Harvest*











*Accord door style in Maple finished in Marshmallow Cream with Bronze glaze. Shown with optional five piece drawer headers.*



Bethany door style in Cherry finished in Cappuccino. Photo courtesy of Kristin Petro Interiors, Inc., Elmhurst, IL. The StarMark Cabinetry Specialist for this project was Builder's Cabinet Supply in Lombard, IL.



Rosewood Exotic Veneer. Photo courtesy of Kristin Petro Interiors, Inc., Elmhurst, IL. The StarMark Cabinetry Specialist for this project was Builder's Cabinet Supply in Lombard, IL.



Glendale door style in Maple finished in Champagne with Chocolate glaze. This bath was designed by Alan Hilsabeck Jr. CMKBD, RID of Hilsabeck Design Associates, Flower Mound, Texas.



## START THE DAY RIGHT

Start your day bathed in the beauty and quality of StarMark Cabinetry. Whether it's a master bath, kids' bath or half-bath, we offer you limitless design choices to express who you are.




*Cherry finished in Chestnut*



*Tempo door style in Cherry finished in Chestnut*



*Hanover door style in Maple finished in Licorice. Shown with optional five piece drawer headers. Photo courtesy of Designs by Dawn, Petoskey, MI.*

**ALEXANDRIA**

Cherry finished in Brittany with Chocolate glaze  
Shown in Beaded Inset with optional five-piece  
header

**DANBURG**

Alder finished in Butterscotch with Chocolate glaze  
and Old World Distressing  
Shown in Beaded Inset with optional five-piece  
header

**DEWITT**

Alder finished in Oregon with Chocolate glaze  
Shown in Beaded Inset with optional five-piece  
header

**FAIRHAVEN**

Maple finished in Egg nog  
Shown in Flush Inset with optional five-piece  
header

**KINGSBERRY**

Rustic Alder finished in Chestnut with Ebony glaze  
Shown in Beaded Inset with optional profiled  
header



## STARMARK INSET CABINETRY



Inset cabinetry is a time honored design. Craftsmen generations ago created fine inset cabinetry for their homes and select clients. Today, you can have the clean, distinctive lines of inset cabinetry, built with quality StarMark Cabinetry construction.

*Lafontaine inset door style in Maple finished in Marshmallow Cream. Photo courtesy of Kristin Petro Interiors, Inc., Elmhurst, IL. The StarMark Cabinetry Specialist for this project was Builder's Cabinet Supply in Lombard, IL.*




### KNOTTINGHAM

Alder finished in Toffee with Chocolate glaze and Old World Distressing  
Shown in Flush Inset with optional five-piece header



### LAFAYETTE

Maple finished in Linen Ivory  
Shown in Flush Inset



### LAFONTAINE

Quarter Sawn Red Oak finished in Chestnut  
Shown in Flush Inset with optional five-piece header



### LAFOREST

Cherry finished in Natural  
Shown in Beaded Inset with optional profiled Header



### MACKAY

Quarter Sawn Red Oak finished in Paprika with Chocolate glaze  
Shown in Flush Inset





## STARMARK IS ALL IN

Beauty, organization and style belong in every room, because you live in your entire house, not just the kitchen. StarMark Cabinetry's innovative storage solutions suit offices, bathrooms, family rooms, utility rooms, bedrooms, playrooms and so much more.



*Huntingford door style in Lyptus finished in Toffee with Chocolate glaze*



*Hudson door style in Red Oak finished in Java*




*Harbor door style in Cherry finished in Nutmeg with Chocolate glaze*



*Tempo door style in Quarter Sawn Red Oak finished in Chestnut with Java accents*



**ACCORD**  
Shown in Lyptus  
Burgundy with Ebony glaze  
**A/C/H/L/M/R/ΔA,C,H**



**AERO**  
Shown in Cherry  
Nutmeg  
**A/C/H/M/R**



**ALITE**  
Shown in Maple  
Caramel  
Traditional Overlay  
**A/C/H/L/M/R/ΔA,C,H**



**ALTAMONTE**  
Shown in Cherry  
Chestnut  
**A/C/M/ΔA**



**ARLINGTON**  
Shown in Rustic Alder  
Oregano with Chocolate glaze  
**A/C/M/ΔA**



**ASHFORD**  
Shown in Alder  
Brittany  
Traditional Overlay  
**A/C/H/M/R/ΔA**



**BONITA**  
Shown in Red Oak  
Champagne with Chocolate glaze and  
Cottage  
Traditional Overlay  
**A/C/H/M/R/ΔA**



**BRECKENRIDGE**  
Shown in Lyptus  
Toffee with Chocolate glaze  
**A/C/H/L/M/R/ΔA,C,H**



**BRIDGEPORT**  
Shown in Maple  
Caramel  
**A/C/H/M/R/ΔA**



**BRISBANE**  
Shown in Red Oak  
Champagne  
**C/H/M/R**



**CALAIS**  
Shown in Maple  
White with Nickel glaze  
**C/H/M**



**CARMEN**  
Shown in Hickory  
Paprika with Chocolate glaze  
**C/H/M/R**



**GALLANT**  
Shown in Cherry  
Rattan with Ebony glaze  
**C/L/M**



**GEORGETOWN**  
Shown in Maple  
Ivory Cream with Nickel glaze  
**A/C/H/L/M/R/ΔA,C,H**



**GLENDALE**  
Shown in Maple  
Caramel  
**C/L/M**



**GRIFFON**  
Shown in Cherry  
Butterscotch  
**C/H/M/R**



**HAMPTON**  
Shown in Cherry  
Nutmeg with Chocolate glaze  
**A/C/H/M/R**



**HANOVER**  
Shown in Lyptus  
Nutmeg with Chocolate glaze  
**A/C/H/L/M/R/ΔA**



**JACKSONVILLE**  
Shown in Red Oak  
Daiquiri with Latté glaze  
**C/H/M/R**



**JUNEAU**  
Shown in Cherry  
Butterscotch with Chocolate glaze  
**C/H/M/R**



**LAGUNA**  
Shown in Maple  
Pearl with Latté glaze  
**A/C/H/M/R/ΔA**



**LANCASTER**  
Shown in Alder  
Cappuccino  
**A/C/H/M/R/ΔA**



**MANHATTAN**  
Shown in Lyptus  
Cappuccino with Chocolate glaze  
**A/C/H/L/M/R/ΔA**



**MEDINA**  
Shown in Maple  
Cappuccino  
**A/C/H/L/M/R/ΔA**



**PACIFICA**  
Shown in Maple  
Villa Mushroom  
**C/H/M/R**



**PIEDMONT**  
Shown in Cherry  
Nutmeg with Chocolate glaze  
**C/H/M/R**



**PORTLAND**  
Shown in Cherry  
Rattan with Chocolate glaze  
**A/C/H/M/R**



**PRESCOTT**  
Shown in Maple  
Amaretto  
**C/H/L/M**



**PRINCETON**  
Shown in Hickory  
Cappuccino with Chocolate glaze  
**C/H/L/M**



**REGAL**  
Shown in Cherry  
Paprika with Ebony glaze  
**C/H/M/R**



## WELCOME TO STARMARK CABINETRY

**AUBURN**

Shown in Alder  
Paprika with Ebony glaze  
Traditional Overlay  
A/C/H/M/R/ΔA

**AUGUSTA**

Shown in Maple  
Eggnog with Nickel glaze  
C/H/M/R

**AVENDALE**

Shown in Cherry  
Toffee  
A/C/H/M/R/ΔA

**BEDFORD**

Shown in Red Oak  
Natural with Chocolate glaze  
Traditional Overlay  
A/C/H/M/R/ΔA

**BETHANY**

Shown in Maple  
Macadamia  
C/H/M/R

**BLAKELY**

Shown in Alder  
Rattan with Ebony glaze and Cottage  
Traditional Overlay  
A/C/H/M/R/ΔA

**CASTLEBERRY**

Shown in Cherry  
Harvest with Chocolate glaze  
A/C/H/M/R/ΔA

**CORONA**

Shown in Hickory  
Oregon with Chocolate glaze  
C/H/M

**COVINGTON**

Shown in Cherry  
Cappuccino  
A/C/H/M/R/ΔA

**FARMINGTON**

Shown in Quarter Sawn Red Oak  
Natural  
A/C/H/L/M/R/Q/ΔA

**FIRST EDITION**

Shown in Rustic Hickory  
Natural  
Traditional Overlay  
ΔH only

**FULLERTON**

Shown in Hickory  
Natural  
A/C/H/L/M/R/ΔA,C,H

**HARBOR**

Shown in Alder  
Harvest with Chocolate glaze  
A/C/H/L/M/R/ΔA

**HARMONY**


Shown in Cherry  
Chestnut with Ebony glaze  
A/C/H/M/R

**HARRISON**

Shown in Hickory  
Nutmeg with Chocolate glaze and  
Cottage  
A/C/H/L/M/R/ΔA

**HERITAGE**

Shown in Red Oak  
Champagne with Chocolate glaze  
A/C/H/M/R

**HUDSON**

Shown in Maple  
Caramel  
A/C/H/L/M/R/ΔA

**HUNTINGFORD**


Shown in Maple  
Honey with Chocolate glaze  
A/C/H/L/M/R

**MELBOURNE**

Shown in Lyptus  
Chestnut with Ebony glaze  
A/C/H/L/M/R/ΔA

**MILAN**


Shown in Red Oak  
Marshmallow Cream  
A/C/H/L/M/R/ΔA

**MONROE**

Shown in Alder  
Java  
A/C/H/M/R

**NEWBERRY**

Shown in White  
Rigid Thermo foil only  
Available in White or Ivory Cream

**RIDGEVILLE**

Shown in Alder  
Java  
A/C/H/M/R/ΔA

**ROANOKE**

Shown in Red Oak  
Marshmallow Cream with Chocolate  
glaze  
A/C/H/M/R/ΔA

**ROMAN**

Shown in Maple  
Marshmallow Cream  
with Nickel glaze  
C/H/M/R

**ROSEVILLE**

Shown in Maple  
Macadamia  
A/C/H/M/R/ΔA

*More doors  
on next page*

**KEY TO OPTION CODES**

<b>A</b> Alder	<b>M</b> Maple
<b>C</b> Cherry	<b>Q</b> Quarter Sawn Red Oak
<b>H</b> Hickory	<b>R</b> Red Oak
<b>L</b> Lyptus	<b>Δ</b> Rustic

StarMark Cabinetry offers a vast assortment of style, finish, and specie combinations to express your unique personality. Because not all doors are offered in every specie or finish, and because we introduce new products on a regular basis, please consult your StarMark Cabinetry Specialist for specific availability, and visit [www.starmarkcabinetry.com](http://www.starmarkcabinetry.com) for the latest offerings.

As you choose a finish, remember that variation is inherent in wood and actual finish will differ from what you see here. As we continually seek to improve materials and production methods, StarMark reserves the right to change specifications and add or remove offerings without notice.



**ROYALE**  
Shown in Cherry  
Paprika  
**A/C/H/M/R**



**SALEM**  
Shown in Hickory  
Harvest  
Traditional Overlay  
**A/C/H/M/R/ΔA**




**SAN DIMAS**  
Shown in Maple  
Cappuccino with Chocolate glaze  
**C/H/M/R**



**SENECA**  
Shown in Maple  
Amber  
Traditional Overlay  
**A/C/H/M/R/ΔA**



**SHERIDAN**  
Shown in Rustic Alder  
Natural with Chocolate glaze  
**A/C/M/ΔA**



**SONOMA**  
Shown in Maple  
Aegean Mist with Latté glaze  
**C/H/M**



**STOCKTON**  
Shown in Maple  
Paprika with Chocolate glaze and  
Cottage  
Traditional Overlay  
**A/C/H/L/M/R/ΔA**



**STRATFORD**  
Shown in Cherry  
Paprika with Ebony glaze  
**A/C/H/L/M/R/ΔA**



**SUNDANCE**  
Shown in Red Oak  
White with Bronze glaze  
**C/H/M/R**



**SYRACUSE**  
Shown in Maple  
Daiquiri with Chocolate glaze  
**A/C/M/ΔA**



**TEMPO**  
Shown in Quarter Sawn Red Oak  
Oregano with Chocolate glaze  
**A/C/H/L/M/R/Q**



**TUDOR**  
Shown in Cherry  
Burgundy  
Shown with optional Decorator Edge  
Traditional Overlay  
**A/C/H/L/M/R/ΔA,C,H**



**VERONA**  
Shown in Maple  
Bufferscotch with Nickel glaze  
**C/H/M**



**WATERFALL**  
Shown in Hickory  
Natural with Chocolate glaze  
**A/C/H/M/R/ΔA**



**WAYNESVILLE**  
Shown in Cherry  
Rattan  
**A/C/H/M/R/ΔA**



**WESTERLY**  
Shown in Red Oak  
White with Latté glaze  
**A/C/H/M/R/ΔA**



**WILLOWBROOK**  
Shown in Maple  
Amber with Latté glaze  
**A/C/H/M/R**



**WINDHAM**  
Shown in Maple  
Egg nog with Vanilla glaze  
**C/M**



**WINDSOR**  
Shown in Maple  
Chestnut  
**C/M**



**WOODFIELD**  
Shown in Maple  
Caramel with Latté glaze  
**C/M**



**WOOLRIDGE**  
Shown in Maple  
Royal Blue with Chocolate glaze  
**A/C/H/M/R**

## KEY TO OPTION CODES

<b>A</b> Alder	<b>L</b> Lyptus	<b>R</b> Red Oak
<b>C</b> Cherry	<b>M</b> Maple	<b>Δ</b> Rustic
<b>H</b> Hickory	<b>Q</b> Quarter Sawn Red Oak	

StarMark Cabinetry offers a vast assortment of style, finish, and specie combinations to express your unique personality. Because not all doors are offered in every specie or finish, and because we introduce new products on a regular basis, please consult your StarMark Cabinetry Specialist for specific availability, and visit [www.starmarkcabinetry.com](http://www.starmarkcabinetry.com) for the latest offerings.

As you choose a finish, remember that variation is inherent in wood and actual finish will differ from what you see here. As we continually seek to improve materials and production methods, StarMark reserves the right to change specifications and add or remove offerings without notice.



### Rustic

With Rustic species, wide color variation may occur, and sapwood will be more prominent. There will be “character” spots (knot, burl, blemish, etc.) on the center panels. They may also be on the stiles and rails of the door, and on the drawer front, which could impact hardware placement. Knots, if they appear, will be sound and will be closed. At certain angles, light could be visible through the knots.

### Standard



## WELCOME TO STARMARK CABINETRY



*Melbourne door style in Cherry finished in Nutmeg with Ebony glaze*





































































CHERRY & RUSTIC CHERRY STAINS & GLAZES				ALDER & RUSTIC ALDER STAINS & GLAZES				HICKORY & RUSTIC HICKORY STAINS & GLAZES				RED OAK STAINS & GLAZES			
Java		n/a	n/a	Java		n/a	n/a	Chestnut		n/a		Java		n/a	
Burgundy		n/a		Burgundy		n/a		Paprika				Chestnut		n/a	
Brittany				Brittany				Nutmeg				Paprika			
Nutmeg				Nutmeg				Cappuccino				Nutmeg			
Chestnut		n/a		Chestnut		n/a		Toffee				Cappuccino			
Cappuccino			n/a	Cappuccino			n/a	Harvest				Toffee			
Paprika				Paprika				Oregano				Oregano			
Butterscotch				Butterscotch				Honey				Honey			
Oregano				Oregano				Natural				Harvest			
Toffee				Toffee				Champagne				Natural			
Harvest				Harvest								Champagne			
Rattan				Rattan											
Natural			n/a	Natural			n/a								
	Stains	Chocolate Glaze	Ebony Glaze		Stains	Chocolate Glaze	Ebony Glaze		Stains	Chocolate Glaze			Stains	Chocolate Glaze	
LYPTUS STAINS & GLAZES				MAPLE STAINS & GLAZES											
Java		n/a	n/a	Chestnut		n/a	n/a	n/a	n/a						
Burgundy		n/a		Paprika		n/a	n/a	n/a							
Chestnut		n/a		Cappuccino		n/a	n/a	n/a							
Cappuccino			n/a	Caramel				n/a							
Brittany				Butterscotch											
Nutmeg				Oregano											
Paprika				Honey											
Toffee				Natural		n/a	n/a	n/a							
	Stains	Chocolate Glaze	Ebony Glaze	Amber		n/a									
				Champagne		n/a									
					Stains	Vanilla Glaze	Latté Glaze	Nickel Glaze	Chocolate Glaze						

All doors are not offered in all species or finishes, please consult your StarMark Cabinetry Specialist for specific availability. As you choose a finish, remember that variation is inherent in wood and actual finish will differ from what you see here. As we continually seek to improve materials and production methods, StarMark reserves the right to change specifications and add or remove offerings without notice.



## FINISH CHOICES
































































RED OAK TINTED VARNISH PALETTE

Black		n/a	n/a		n/a	
Royal Blue		n/a	n/a		n/a	
English Ivy			n/a			
Daiquiri						
Eggnog						
Macadamia		n/a				
Marshmallow Cream		n/a				
White		n/a				
Buttercream		n/a				
Ivory Cream		n/a				
Aegean Mist				n/a		
Pearl		n/a				
Mushroom		n/a				
Moss Green		n/a				

Tinted Varnish    Vanilla Glaze    Latte Glaze    Bronze Glaze    Nickel Glaze    Chocolate Glaze

*Tinted Varnish on Red Oak mimics a painted look, yet allows the graining to show. Adding glaze lends character and a vintage appeal.*

MAPLE TINTED VARNISH PALETTE

Black		n/a	n/a	n/a	n/a	n/a
Royal Blue		n/a	n/a		n/a	
English Ivy		n/a	n/a		n/a	
Daiquiri						
Eggnog						
Macadamia		n/a				
Marshmallow Cream		n/a				
White		n/a				
Buttercream		n/a				
Ivory Cream		n/a				
Aegean Mist					n/a	
Pearl		n/a				
Mushroom		n/a				
Moss Green		n/a				

Tinted Varnish    Vanilla Glaze    Latte Glaze    Bronze Glaze    Nickel Glaze    Chocolate Glaze

*Tinted Varnish on Maple mimics a painted look. The grain of the wood is not visible. Adding glaze lends character and a vintage appeal.*

FABRIC  
HEIRLOOMS  
PAINT  
NATURE

*What inspires you?*












*StarMark creates  
cabinetry to match.*

**We offer:**

Custom Stain  
Custom Stain with Glaze  
Custom Tinted Varnish  
Custom Tinted Varnish with Glaze  
A La Carte Distressing



ALDER CHERRY MAPLE LYPTUS

n/a	n/a		n/a	Champagne with Chocolate glaze
n/a	n/a		n/a	Amber with Chocolate glaze
			n/a	Natural with Chocolate glaze
n/a	n/a		n/a	Honey with Chocolate glaze
		n/a	n/a	Harvest with Chocolate glaze
n/a	n/a		n/a	Caramel with Chocolate glaze
			n/a	Butterscotch with Chocolate glaze
			n/a	Oregano with Chocolate glaze
		n/a	n/a	Rattan with Chocolate glaze
				Paprika with Chocolate glaze
		n/a		Nutmeg with Chocolate glaze
		n/a		Toffee with Chocolate glaze
				Cappuccino with Chocolate glaze
		n/a		Brittany with Chocolate glaze



Breckenridge door style in Maple finished in Butterscotch with Chocolate glaze with Old World Distressing

OLD WORLD DISTRESSING

Available on Maple, Cherry and Alder, this finish blends your new cabinetry with today’s popular distressed furniture pieces. Distressing techniques are randomly applied to the face of your cabinetry throughout the design, and include **1. rounded corners 2. rasping 3. dips 4. knife cuts 5. worm holes 6. worn edges** and **7. chain distressing**. Rest assured that your new yet distressed cabinetry will have a beautiful finish with some rub-through areas and a glaze to protect the distressing and finish for many years to come.

MAPLE

- Amaretto
- Bordeaux
- Daiquiri with Chocolate glaze
- Linen White
- Linen Ivory
- Linen Mushroom
- Marshmallow with Chocolate glaze
- Macadamia with Chocolate glaze



Arlington door style in Maple finished in Daiquiri with Chocolate glaze and Old World Distressing

All doors are not offered in all species or finishes, please consult your StarMark Cabinetry Specialist for specific availability. As you choose a finish, remember that variation is inherent in wood and actual finish will differ from what you see here. As we continually seek to improve materials and production methods, StarMark reserves the right to change specifications and add or remove offerings without notice.



Toffee with Ebony glaze and Cottage on Cherry      Honey with Chocolate glaze and Cottage on Hickory      Macadamia with Bronze glaze and Cottage on Maple

COTTAGE

The Cottage look is created by sanding and distressing through the tinted varnish or stain to expose worn edges, rounded corners and unfinished wood underneath. The Cottage finish is available with or without light chain distressing. A glaze is added to bring out the wood’s unique textures. Your new but aged-looking pieces are top-coated to seal in the special finish characteristics. Cottage is available on Alder, Cherry, Hickory, Maple, Lyptus, Oak and Quarter Sawn Oak cabinetry. When choosing colors for Cottage, choose from stains with glazes and tinted varnish with glazes only. Please consult your StarMark Cabinetry for additional information on this finish.



## FINISH CHOICES



*Tudor door style in Cherry finished in Chateaux Brittany*



*Castlebarry door style in Cherry finished in Chateaux Cappuccino*



*Harmony door style in Cherry finished in Chateaux Oregano*



*Tudor door style in Rustic Cherry finished in Chateaux Nutmeg*



*Castlebarry door style in Cherry finished in Chateaux Toffee*

## CHATEAUX

Door and drawer front edges are given added dimension through a glaze technique called "padding". Padding concentrates a darker color on the door's outer edges then softens the color into the main stain area. Speckling is applied. Patina is accomplished with rounded corners, worn edges, knife cuts, worm holes, rasping, and dips hand-applied to the drawers and doors and throughout the cabinetry. A protective topcoat completes the look.



*Villa Green*

*Villa Ivory*

*Villa Mushroom*

*Villa Pearl*



*Linen White*



*Linen Ivory*



*Linen Mushroom*



*Amaretto*



*Bordeaux*

## AMARETTO &amp; BORDEAUX

Amaretto and Bordeaux start with Black tinted varnish that is given rounded and worn corners. Additional worn areas on center panels expose golden butterscotch tones on the Amaretto finish and beautiful burgundy tones on the Bordeaux.



*Licorice on Maple*



*Licorice on Red Oak*

## OATMEAL

Oatmeal is a warm Maple finish achieved by hand-applying Champagne stain with Chocolate glaze. It's accented with worn edges, rounded corners and light chain distressing.

## VILLA

The Villa finish for Maple results in a look that suggests brush strokes along all finished surfaces. Variation of color and finish will blend throughout the cabinetry.

## LINEN

StarMark's beautiful Linen finishes on Maple feature Latté glazing and speckling for a softer tone, and rounded corners for an heirloom feel. Available in three distinct yet related colors – Linen White, Linen Ivory and Linen Mushroom.

## LICORICE

Licorice is Black tinted varnish. The finish is rubbed to expose worn edges and rounded corners, then Nickel glaze is applied to accent the wood and door profiles. The Licorice finish includes light chain distressing.



*Corona door style in Maple finished in Caramel with Chocolate glaze and island in Maple finished in Amaretto*

StarMark Cabinetry is proud to be one of the first cabinet manufacturers certified through the Environmental Stewardship Program (ESP). The Kitchen Cabinet Manufacturers Association ([www.kcma.org/consumer](http://www.kcma.org/consumer)) established ESP to certify cabinet manufacturers who prove they are using sustainable practices and products. The ESP provides tangible benchmarks by which cabinet manufacturers can be judged. Certification must be earned yearly.

StarMark Cabinetry is CARB compliant. This means 100% of StarMark Cabinetry's products are compliant with the California Air Resources Board (CARB) Airborne Toxic Control Measure (ATCM) to reduce formaldehyde emissions from composite wood products including hardwood plywood (HWPW), medium density fiberboard (MDF), and particleboard (PB) (Title 17, California Code of Regulations §93120-93120.12). In laymen's terms, it means that StarMark Cabinetry complies with the nation's strictest regulations regarding formaldehyde.

StarMark's CARB compliance coupled with our ESP certification is reassuring for homeowners who want to be certain they are doing business with a company that uses environmentally friendly manufacturing materials and processes.



[www.kcma.org](http://www.kcma.org)  
[www.greencabinetsource.org](http://www.greencabinetsource.org)



## ORGANIZATIONAL ACCESSORIES



A PLACE FOR **EVERYTHING**...

...**EVERYTHING** IN ITS PLACE.

*Ask for the Organize & Store brochure.*




## DOOR AND DRAWER INSERTS



**RADIUS MULLION DOOR**

with Costwold glass. Bridgeport door style in Maple finished in Pearl with Chocolate glaze and Cottage.



**HEIRLOOM MULLION DOOR**

with Baroque glass. Bedford door style in Maple finished in Butterscotch.



**PORTAL MULLION DOOR**

with Glue Chip glass. Bridgeport door style in Maple finished in Chestnut.



**VENNICIA MULLION DOOR**

with Water glass. Breckenridge door style in Maple finished in Marshmallow Cream with Latté glaze.



**INSERT DOOR**

with metal insert in Brushed Pewter finish & in Brushed Bronze finish




**INSERT DOOR**

with metal insert in Copper Stratos finish & in Ragged Copper finish



**INSERT DOOR**

with Clear Glass



**INSERT DOOR**

with Baroque Glass




**INSERT DOOR**

with Prairie Glass




**INSERT DOOR**

with Metal Grille insert in Antique Brass finish



**MULLION DOOR**

with Clear Glass



**MISSION III DOOR**

with Metal Insert in Brushed Pewter finish



**MISSION II DOOR**

with homeowner supplied glass



**THORNTON DOOR**

with Metal Insert in Brushed Bronze Aluminum finish




**THORNTON DOOR**

with glass insert in Radius pattern with lead caming



**THORNTON DOOR**


with Half Inch Reeded Glass



**PRAIRIE DOOR**


with Glue Chip Glass

Many doors and drawers can be inserted with a variety of materials. Shown here is just a sampling of the door options and insert options. Please see your StarMark Cabinetry Specialist for complete information on all of the options available.



**VEGETABLE DRAWER**

with Clear Glass



**VEGETABLE DRAWER**

with Clear Glass



**INSERT DOOR**

with homeowner supplied speaker fabric



**INSERT DOOR**

with Woven Wire Insert

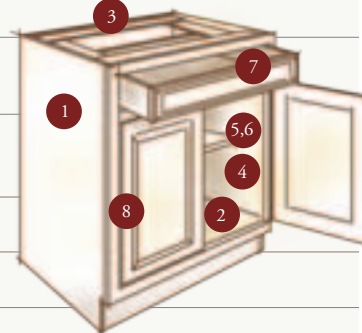
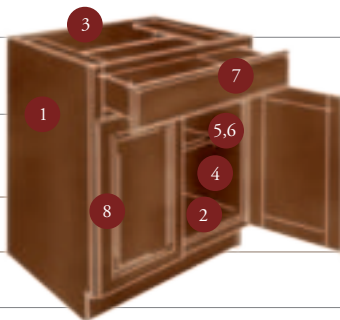




Accord door style in Maple finished in Marshmallow Cream with Bronze glaze. Shown with optional five piece drawer headers and Vennicia mullion doors.

## STARMARK CABINETRY CONSTRUCTION DETAILS

	STARMARK	STARMARK INSET
1. End Panel Material Options Options Options Options	1/2" Veneer Core Plywood–Unfinished 1/2" Veneer Core Plywood–Finished 3/4" Veneer Core Plywood–Unfinished or Finished 3/4" Veneer Core Plywood–Finished Furniture End 3/4" Veneer Core Plywood–Flushed & Finished	3/4" Veneer Core Plywood–Unfinished 3/4" Veneer Core Plywood–Finished  3/4" Veneer Core Plywood–Flushed Furniture End 3/4" Veneer Core Plywood–Flushed & Finished
2. Top/Bottom Material	1/2" Veneer Core Plywood	1/2" Veneer Core Plywood
3. Back Panel Material Options Options	1/4" Plywood 3/8" Beaded Back 3/4" Flush Back	1/2" Veneer Core Plywood 3/8" Beaded Back 3/4" Flush Back
4. Interior Finish Options Options	Natural Birch Melamine Stained Matching Veneer Natural Maple Veneer	Natural Birch Melamine Stained Matching Veneer Natural Maple Veneer
5. Shelf Material Options	3/4" Engineered Wood 3/4" Veneer Core Plywood	3/4" Engineered Wood 3/4" Veneer Core Plywood
6. Base Cabinet Shelf Options	Two-Thirds Depth Full Depth	Two-Thirds Depth Full Depth
7. Drawers & Roll Trays Glides	3/4" Birch, Dovetail Joinery Soft close, full extension, under-mount	3/4" Birch, Dovetail Joinery Soft close, full extension, under-mount
8. Door Closure Options	Soft close doors	Concealed hinge with soft close doors





*Shown above: Rosewood Exotic Veneer. Accented with aluminum frame insert doors.*

*Shown on front cover: Accord door style in Lyptus finished in Toffee with Chocolate glaze. Accented with Lyptus finished in Java.*

# STARMARK C A B I N E T R Y

600 East 48th Street North, Sioux Falls, SD 57104

1-800-594-9444

[www.starmarkcabinetry.com](http://www.starmarkcabinetry.com)




<http://www.facebook.com/starmarkcabinetry>

SM1560

Accuracy of all reprinted color is subject to printing limitations.

Copyright © 2012 StarMark Cabinetry



STARMARK CABINETRY IS  
MADE IN AMERICA BY CRAFTSMEN  
IN SIOUX FALLS, SOUTH DAKOTA.



# DOORS & FINISHES



STARMARK®  
C A B I N E T R Y

**ACCORD**

Burgundy with Ebony glaze  
Drawer header is slab  
R/□/5  
Optional Edges **A/D/F/H/L/M**

**ALITE**

Toffee  
Traditional Overlay  
Drawer header is slab  
R/□/FR/B  
Optional Edges **A/D/H/L/M/Z**

**BRECKENRIDGE**

Toffee with Chocolate glaze  
Drawer header is slab  
R/□/5  
Optional Edges **A/D/H/L/M/Z**

**FARMINGTON**

Nutmeg  
Drawer header is slab  
□/5  
Optional Edges **A/D/F/H/M/Z**

**FULLERTON**

Chestnut  
Drawer header is slab  
□/5  
Optional Edges **A/D/F/H/M/Z**

**GALLANT**

Cappuccino  
Drawer header is five-piece  
Optional Edges not available

**GEORGETOWN**

Paprika  
Drawer header is slab  
R/□/5  
Optional Edges **A/D/F/H/L/M**

**GLENDALE**

Brittany  
Drawer header is five-piece  
Optional Edges not available

**HANOVER**

Nutmeg with Chocolate glaze  
Drawer header is slab  
□/5  
Optional Edges **A/D/F/L/M/Z**

**HARBOR**

Paprika with Chocolate glaze  
Drawer header is slab  
R/□/5  
Optional Edges **A/D/F/H/L/M**

**HARRISON**

Burgundy  
Drawer header is slab  
□/5  
Optional Edges **A/D/F/L/M/Z**

**HUDSON**

Paprika with Ebony glaze  
Drawer header is slab  
□/5  
Optional Edges **A/D/F/L/M/Z**

**HUNTINGFORD**

Toffee with Ebony glaze  
Drawer header is slab  
R/□/5  
Optional Edges **A/D/F/H/L/M**

**MANHATTAN**

Cappuccino with Chocolate glaze  
Drawer header is slab  
□/5  
Optional Edges **A/D/F/H/M/Z**

**MEDINA**

Nutmeg with Ebony glaze  
Drawer header is slab  
R/□/5  
Optional Edges **A/D/F/H/L/M**

**MELBOURNE**

Chestnut with Ebony glaze  
Drawer header is slab  
R/□/5  
Optional Edges **A/D/F/H/L/M**

**MILAN**

Brittany with Chocolate glaze  
Drawer header is slab  
□/5  
Optional Edges **A/D/F/H/M/Z**

**PRESCOTT**


Java  
Drawer header is five-piece  
Optional Edges not available

**PRINCETON**

Brittany with Ebony glaze  
Drawer header is five-piece  
Optional Edges not available

**STOCKTON**

Chestnut with Ebony glaze  
Drawer header is slab  
R/□/5  
Optional Edges **A/D/H/L/M/Z**

**STRATFORD**

Cappuccino  
Drawer header is slab  
R/□/5  
Optional Edges **A/D/H/L/M/Z**

**TEMPO**

Toffee with Chocolate glaze  
Drawer header is slab  
Optional Edges **A/D/F/H/M/Z**

**TUDOR**

Java  
Traditional Overlay  
Drawer header is slab  
R/□/FR/B  
Optional Edges **A/D/H/L/M/Z**



Find out more about Lyptus®  
Hardwood Products from  
Weyerhaeuser at  
[www.lyptus.com/homeowners/](http://www.lyptus.com/homeowners/)

## YOUR LYPTUS CHOICES

**OPTIONS** illustrated on pages 44-46

R Regent Profile      B Bevel Pulls  
□ Furniture Pegs      FR Finger Routes  
5 Five-Piece Drawer Header

Optional Edges

A Aero Edge      D Decorator Edge      F F Edge  
H Hudson Edge      L Lancaster Edge      M Monroe Edge  
Z Z2 Edge

## FINISHES

The Lyptus stain and glaze palette is shown at right

Lyptus doors can receive these Specialty Finishes:

Cottage illustrated on page 16

Light Chain Distressing illustrated on page 15

Old World Distressing illustrated on page 15

Spattering illustrated on page 16

Lyptus doors can receive Custom Stain and Custom Stain with Glaze See page 16




















## OVERLAY

Unless otherwise noted, Lyptus doors have a Full International Overlay See page 44



# LYPTUS

## LYPTUS STAINS & GLAZES

Java		n/a	n/a
Burgundy		n/a	
Chestnut		n/a	
Cappuccino			n/a
Brittany			
Nutmeg			
Paprika			
Toffee			
	Stains	Chocolate Glaze	Ebony Glaze




*This kitchen was created with the Accord door style in Lyptus finished in Toffee with Chocolate glaze with an optional Regent profile on the drawer headers. The island was created with the Accord door style in Lyptus finished in Java with an optional Regent profile on the drawer headers.*



**ACCORD**

Rattan with Chocolate glaze  
Drawer header is slab  
**R/□/5/△**  
Optional Edges **A/D/F/H/L/M**

**AERO**

Nutmeg  
Drawer header is slab  
Optional Edges **D/F/H/L/M/Z**

**ALITE**

Nutmeg with Chocolate glaze  
Traditional Overlay  
Drawer header is slab  
**R/□/FR/B/△**  
Optional Edges **A/D/H/L/M/Z**

**ALTAMONTE**

Chestnut  
Drawer header is five-piece  
Optional Edges not available

**ARLINGTON**

Chestnut with Ebony glaze  
Drawer header is five-piece  
Optional Edges not available

**ASHFORD**

Butterscotch  
Traditional Overlay  
Drawer header is slab  
**R/□/FR/B**  
Optional Edges **A/D/H/L/M/Z**

**AVENDALE**

Toffee  
Drawer header is slab  
**R/□/5**  
Optional Edges **A/D/F/H/L/M**

**BEDFORD**

Rattan  
Traditional Overlay  
Drawer header is slab  
**□/FR/B**  
Optional Edges **A/D/F/H/M/Z**

**BETHANY**

Paprika with Chocolate glaze  
Drawer header is five-piece  
Optional Edges not available

**BLAKELY**

Rattan with Ebony glaze and Cottage  
Traditional Overlay  
Drawer header is slab  
**□/FR/B**  
Optional Edges **A/D/F/H/M/Z**

**BONITA**

Paprika  
Drawer header is slab  
**□/5**  
Optional Edges **A/D/F/H/M/Z**

**BRECKENRIDGE**

Toffee  
Drawer header is slab  
**R/□/5/△**  
Optional Edges **A/D/H/L/M/Z**

**CALAIS**

Oregano with Chocolate glaze  
Drawer header is five-piece  
Optional Edges not available

**CARMEN**

Natural  
Drawer header is five-piece  
Optional Edges not available

**CASTLEBARRY**

Harvest with Chocolate glaze  
Drawer header is slab  
**R/□/5**  
Optional Edges **A/D/F/H/L/M**

**CORONA**

Burgundy  
Drawer header is five-piece  
Optional Edges not available

**COVINGTON**

Cappuccino  
Drawer header is slab  
**R/□/5**  
Optional Edges **A/D/F/H/L/M**

**FARMINGTON**

Paprika with Chocolate glaze  
Drawer header is slab  
**□/5**  
Optional Edges **A/D/F/H/M/Z**

**GEORGETOWN**

Nutmeg with Ebony glaze  
Drawer header is slab  
**R/□/5/△**  
Optional Edges **A/D/F/H/L/M**

**GLENDALE**

Chestnut  
Drawer header is five-piece  
Optional Edges not available

**GRIFFON**

Butterscotch  
Drawer header is five-piece  
Decorator Edge is standard  
Optional Edges **A/F/H/L/M/Z**

**HAMPTON**

Nutmeg with Chocolate glaze  
Drawer header is slab  
**□/5**  
Optional Edges **A/D/F/L/M/Z**

**HANOVER**

Java  
Drawer header is slab  
**□/5**  
Optional Edges **A/D/F/L/M/Z**

**HARBOR**

Rattan with Chocolate glaze  
Drawer header is slab  
**R/□/5**  
Optional Edges **A/D/F/H/L/M**

**HERITAGE**

Brittany with Ebony glaze  
Drawer header is slab  
**R/□/5**  
Optional Edges **A/D/F/H/L/M**

**HUDSON**

Toffee with Chocolate glaze  
Drawer header is slab  
**□/5**  
Optional Edges **A/D/F/L/M/Z**

**HUNTINGFORD**

Harvest  
Drawer header is slab  
**R/□/5**  
Optional Edges **A/D/F/H/L/M**

**JACKSONVILLE**

Oregano  
Drawer header is five-piece  
Optional Edges not available

**JUNEAU**

Butterscotch with Chocolate glaze  
Drawer header is five-piece  
Optional Edges not available

**LAGUNA**

Brittany  
Drawer header is slab  
**□/5**  
Optional Edges **A/D/F/H/M/Z**



# CHERRY & RUSTIC CHERRY



## AUBURN

Java  
Traditional Overlay  
Drawer header is slab  
R/□/FR/B  
Optional Edges A/D/H/L/M/Z



## AUGUSTA

Toffee with Ebony glaze and Cottage  
Drawer header is five-piece  
Optional Edges A/D/F/H/L/M



## BRIDGEPORT

Chestnut  
Drawer header is slab  
□/5  
Optional Edges A/D/F/H/M/Z



## BRISBANE

Chestnut  
Drawer header is five-piece  
Optional Edges not available



## FULLERTON

Oregon with Chocolate glaze  
Drawer header is slab  
□/5/△  
Optional Edges A/D/F/H/M/Z



## GALLANT

Rattan with Ebony glaze  
Drawer header is five-piece  
Optional Edges not available



## HARMONY

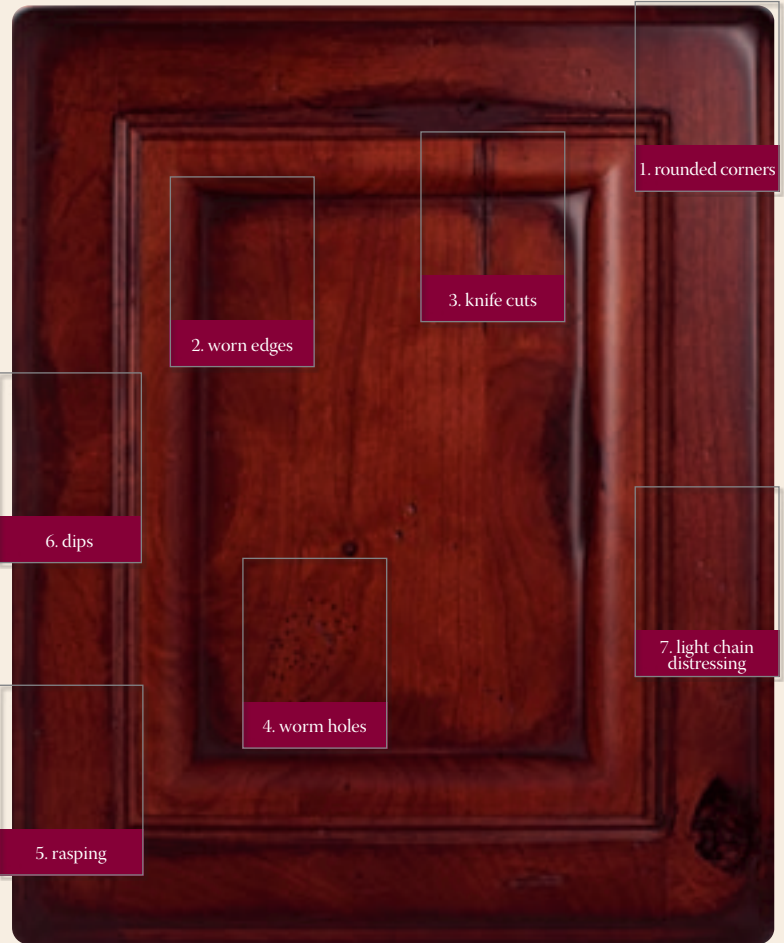
Chestnut with Ebony glaze  
Drawer header is slab  
R/□/5  
Optional Edges A/D/F/H/L/M



## HARRISON

Toffee with Chocolate glaze  
Drawer header is slab  
□/5  
Optional Edges A/D/F/L/M/Z

All doors are not offered in all species or finishes. Please consult with your StarMark Cabinetry Specialist for specific availability. As you choose a finish, remember that variation is inherent in wood and actual finish may differ from what you see here. As we continually seek to improve materials and production methods, StarMark Cabinetry reserves the right to change specifications and add or remove offerings without notice.



Tudor door style in Rustic Cherry finished in Chateaux Brittany

## CHATEAUX *a specialty stain finish for Cherry*


The front edges of doors and drawers edges are given added dimension through “padding.” Padding is a glaze technique that concentrates a darker color on the door’s outer edges then softens the color into the main stain area. Then speckling is applied. Patina is accomplished with hand applied **1. rounded corners**, **2. worn edges**, **3. knife cuts**, **4. worm holes**, **5. rasping**, **6. dips** and **7. light chain distressing** to drawers, doors and throughout the cabinetry. A protective topcoat completes the look.

The Chateaux palette is shown below. Chateaux is available on:

Cherry & Rustic Cherry doors, pages 3-6

Cherry Inset doors, pages 39-40

## CHATEAUX STAIN PALETTE



Tudor door style in Rustic Cherry finished in Chateaux Brittany



Castlebarry door style in Cherry finished in Chateaux Cappuccino



Tudor door style in Rustic Cherry finished in Chateaux Nutmeg



Harmony door style in Cherry finished in Chateaux Oregon




































Castlebarry door style in Cherry finished in Chateaux Toffee



## SPECKLING

To speckle the Chateaux finish, a subtle stain in dark brown is randomly applied across the surface of the finish. These spots will be no larger than the diameter of a pencil eraser.


# CHERRY & RUSTIC CHERRY STAINS & GLAZES

Java		<i>n/a</i>	<i>n/a</i>
Burgundy		<i>n/a</i>	
Brittany			
Nutmeg			
Chestnut		<i>n/a</i>	
Cappuccino			<i>n/a</i>
Paprika			
Butterscotch			
Oregano			
Toffee			
Harvest			
Rattan			
Natural			<i>n/a</i>
	Stains	Chocolate Glaze	Ebony Glaze



**LANCASTER**

Natural  
Drawer header is slab  
□/5  
Optional Edges **A/D/F/H/M/Z**



**MANHATTAN**

Burgundy  
Drawer header is slab  
□/5  
Optional Edges **A/D/F/H/M/Z**



**MEDINA**

Cappuccino with Chocolate glaze  
Drawer header is slab  
R/□/5  
Optional Edges **A/D/F/H/L/M**



**MELBOURNE**

Nutmeg with Ebony glaze  
Drawer header is slab  
R/□/5  
Optional Edges **A/D/F/H/L/M**



**PRINCETON**

Nutmeg with Chocolate glaze  
Drawer header is five-piece  
Optional Edges not available



**REGAL**

Paprika with Ebony glaze  
Drawer header is five-piece  
Optional Edges not available



**RIDGEVILLE**

Brittany  
Drawer header is slab  
R/□/5  
Optional Edges **A/D/F/H/M/Z**



**ROANOKE**

Rattan with Chocolate glaze  
Drawer header is slab  
R/□/5  
Optional Edges **A/D/F/H/M/Z**



**SHERIDAN**

Harvest with Chocolate glaze  
Drawer header is five-piece  
Optional Edges not available



**SONOMA**

Brittany with Chocolate glaze  
Drawer header is five-piece  
Optional Edges not available



**STOCKTON**

Butterscotch with Ebony glaze  
Drawer header is slab  
R/□/5  
Optional Edges **A/D/H/L/M/Z**



**STRATFORD**

Paprika with Ebony glaze  
Drawer header is slab  
R/□/5  
Optional Edges **A/D/H/L/M/Z**



**WAYNESVILLE**

Rattan  
Drawer header is slab  
□/5  
Optional Edges **A/D/F/H/M/Z**



**WESTERLY**

Toffee with Ebony glaze  
Drawer header is slab  
□/5  
Optional Edges **A/D/F/H/M/Z**



**WILLOWBROOK**

Burgundy with Ebony glaze  
Drawer header is slab  
R/□/5  
Optional Edges **A/D/F/H/L/M**



**WINDHAM**

Cappuccino with Chocolate glaze  
Drawer header is five-piece  
Optional Edges not available



**WINDSOR**

Rattan  
Drawer header is five-piece  
Optional Edges not available



**WOODFIELD**

Harvest with Ebony glaze  
Drawer header is five-piece  
Optional Edges not available



**WOOLRIDGE**

Butterscotch with Chocolate glaze  
Shown with optional Decorator Edge  
Drawer header is slab  
R/□/5  
Optional Edges **A/D/F/H/L/M**



# CHERRY & RUSTIC CHERRY



**MILAN**

Harvest  
Drawer header is slab  
□/5  
Optional Edges **A/D/F/H/M/Z**



**MONROE**

Natural  
Drawer header is slab  
Optional Edges **A/D/F/H/L/Z**



**PACIFICA**

Chestnut with Ebony glaze  
Drawer header is five-piece  
Optional Edges not available



**PIEDMONT**

Nutmeg with Chocolate glaze  
Drawer header is five-piece  
Optional Edges not available



**PORTLAND**

Toffee with Ebony glaze  
Decorator Edge is standard  
Drawer header is slab  
□/5  
Optional Edges **A/F/H/L/M/Z**



**PRESCOTT**

Harvest with Chocolate glaze  
Drawer header is five-piece  
Optional Edges not available



**ROMAN**

Chestnut with Ebony glaze  
Drawer header is five-piece  
Optional Edges not available



**ROSEVILLE**

Burgundy  
Drawer header is slab  
R/□/5  
Optional Edges **A/D/F/H/M/Z**



**ROYALE**

Paprika  
Drawer header is slab  
R/□/FR/B  
Optional Edges **A/D/H/L/M/Z**



**SALEM**

Java  
Traditional Overlay  
Drawer header is slab  
R/□/FR/B  
Optional Edges **A/D/H/L/M/Z**



**SAN DIMAS**

Natural  
Drawer header is five-piece  
Optional Edges not available



**SENECA**

Natural  
Traditional Overlay  
Drawer header is slab  
R/□/FR/B  
Optional Edges **A/D/H/L/M/Z**



**SUNDANCE**

Harvest  
Drawer header is five-piece  
Optional Edges not available



**SYRACUSE**

Harvest with Ebony glaze  
Drawer header is five-piece  
Optional Edges not available



**TEMPO**

Harvest  
Drawer header is slab  
Optional Edges **A/D/F/H/M/Z**



**TUDOR**

Brittany with Chocolate glaze  
Traditional Overlay  
Drawer header is slab  
R/□/FR/B/△  
Optional Edges **A/D/H/L/M/Z**



**VERONA**

Nutmeg  
Drawer header is five-piece  
Optional Edges not available



**WATERFALL**

Natural  
Drawer header is slab  
□/5  
Optional Edges **A/D/F/H/M/Z**

## YOUR CHERRY CHOICES

**OPTIONS** illustrated on pages 44-46

- |                  |                              |
|------------------|------------------------------|
| R Regent Profile | B Bevel Pulls                |
| □ Furniture Pegs | 5 Five-Piece Drawer Header   |
| FR Finger Routes | △ Available in Rustic Cherry |

Optional Edges

- |               |                  |               |
|---------------|------------------|---------------|
| A Aero Edge   | D Decorator Edge | F F Edge      |
| H Hudson Edge | L Lancaster Edge | M Monroe Edge |
| Z Z2 Edge     |                  |               |

## FINISHES

The Cherry stain and glaze palette is shown on page 5.

Cherry and Rustic Cherry doors can receive these Specialty Finishes:

- Chateaux illustrated on page 4
- Cottage illustrated on page 16
- Light Chain Distressing illustrated on page 15
- Old World Distressing illustrated on page 15
- Spattering illustrated on page 16

Cherry and Rustic Cherry doors can receive Custom Stain and Custom Stain with Glaze See page 16

## OVERLAY

Unless otherwise noted, Cherry and Rustic Cherry doors have a Full International Overlay See page 44

## Standard Cherry

*Carmen door style in Cherry finished in Natural*























## Rustic Cherry

*Accord door style in Rustic Cherry finished in Rattan with Chocolate glaze*

Rustic Cherry doors have "character" spots (knots, burls, blemishes, etc.) on the center panels as well as on the stiles and rails of the doors and drawer headers, which could impact hardware placement. Knots, if they appear, will be sound and will be closed. At certain angles, light could be visible through the knot.

Doors available in Rustic Cherry have this symbol △.

### ALDER & RUSTIC ALDER STAINS & GLAZES

Java		n/a	n/a
Burgundy		n/a	
Brittany			
Nutmeg			
Chestnut		n/a	
Cappuccino			n/a
Paprika			
Butterscotch			
Oregano			
Toffee			
Harvest			
Rattan			
Natural			n/a
	Stains	Chocolate Glaze	Ebony Glaze




### Standard Alder

*Bedford door style in  
Alder finished in Natural*



### Rustic Alder

*Hanover door style in  
Rustic Alder finished in Natural with  
Chocolate glaze*

Rustic Alder doors will have "character" spots (knots, burls, blemishes, etc.) on the center panels as well as on the stiles and rails of the doors and drawer headers, which could impact hardware placement. Knots, if they appear, will be sound and will be closed. At certain angles, light could be visible through the knot. Doors available in Rustic Alder have this symbol .



# ALDER&RUSTIC ALDER



*This kitchen was created with the Hanover door style in Rustic Alder finished in Toffee with Chocolate glaze and standard slab drawer headers.*

**ACCORD**

Oregano  
Drawer header is slab  
R/□/5/△  
Optional Edges **A/D/F/H/L/M**

**AERO**

Butterscotch  
Drawer header is slab  
Optional Edges **D/F/H/L/M/Z**

**ALITE**

Butterscotch with Chocolate glaze  
Traditional Overlay  
Drawer header is slab  
R/□/FR/B/△  
Optional Edges **A/D/H/L/M/Z**

**ALTAMONTE**

Brittany with Ebony glaze  
Drawer header is five-piece  
△  
Optional Edges not available

**ARLINGTON**

Oregano with Chocolate glaze  
Drawer header is five-piece  
△  
Optional Edges not available

**ASHFORD**

Brittany  
Traditional Overlay  
Drawer header is slab  
R/□/FR/B/△  
Optional Edges **A/D/H/L/M/Z**

**BRIDGEPORT**

Natural with Chocolate glaze  
Drawer header is slab  
□/5/△  
Optional Edges **A/D/F/H/M/Z**

**CASTLEBARRY**

Paprika with Ebony glaze  
Drawer header is slab  
R/□/5/△  
Optional Edges **A/D/F/H/L/M**

**COVINGTON**

Butterscotch with Ebony glaze  
Drawer header is slab  
R/□/5/△  
Optional Edges **A/D/F/H/L/M**

**FARMINGTON**

Nutmeg  
Drawer header is slab  
□/5/△  
Optional Edges **A/D/F/H/M/Z**

**FULLERTON**

Rattan with Ebony glaze  
Drawer header is slab  
□/5/△  
Optional Edges **A/D/F/H/M/Z**

**GEORGETOWN**

Cappuccino with Chocolate glaze  
Drawer header is slab  
R/□/5/△  
Optional Edges **A/D/F/H/L/M**

**HUDSON**

Oregano  
Drawer header is slab  
□/5/△  
Optional Edges **A/D/F/L/M/Z**

**HUNTINGFORD**

Burgundy with Ebony glaze  
Drawer header is slab  
R/□/5  
Optional Edges **A/D/F/H/L/M**

**LAGUNA**

Toffee  
Drawer header is slab  
□/5/△  
Optional Edges **A/D/F/H/M/Z**

**LANCASTER**

Cappuccino  
Drawer header is slab  
□/5/△  
Optional Edges **A/D/F/H/M/Z**

**MANHATTAN**


Toffee with Ebony glaze and Cottage  
Drawer header is slab  
□/5/△  
Optional Edges **A/D/F/H/M/Z**

**MEDINA**

Rattan with Ebony glaze  
Drawer header is slab  
R/□/5/△  
Optional Edges **A/D/F/H/L/M**

**PORTLAND**

Nutmeg with Chocolate glaze  
Drawer header is slab  
Decorator Edge is standard  
□/5  
Optional Edges **A/F/H/L/M/Z**

**RIDGEVILLE**

Java  
Drawer header is slab  
R/□/5/△  
Optional Edges **A/D/F/H/M/Z**

**ROANOKE**

Butterscotch with Ebony glaze  
Drawer header is slab  
R/□/5/△  
Optional Edges **A/D/F/H/M/Z**

**ROSEVILLE**

Butterscotch with Chocolate glaze  
Drawer header is slab  
R/□/5/△  
Optional Edges **A/D/F/H/M/Z**

**ROYALE**

Nutmeg with Ebony glaze  
Drawer header is slab  
R/□/FR/B  
Optional Edges **A/D/H/L/M/Z**

**SALEM**

Rattan  
Traditional Overlay  
Drawer header is slab  
R/□/FR/B/△  
Optional Edges **A/D/H/L/M/Z**

**STRATFORD**

Rattan with Chocolate glaze  
Drawer header is slab  
R/□/5/△  
Optional Edges **A/D/H/L/M/Z**

**SYRACUSE**

Toffee with Chocolate glaze  
Drawer header is five-piece  
△  
Optional Edges not available

**TEMPO**

Toffee  
Drawer header is slab  
Optional Edges **A/D/F/H/M/Z**

**TUDOR**

Nutmeg  
Traditional Overlay  
Drawer header is slab  
R/□/FR/B/△  
Optional Edges **A/D/H/L/M/Z**

**WATERFALL**


Rattan  
Drawer header is slab  
□/5/△  
Optional Edges **A/D/F/H/M/Z**

**WAYNESVILLE**

Oregano with Chocolate glaze  
Drawer header is slab  
□/5/△  
Optional Edges **A/D/F/H/M/Z**



# ALDER&RUSTIC ALDER



## AUBURN

Paprika with Ebony glaze  
Traditional Overlay  
Drawer header is slab  
R/□/FR/B/△  
Optional Edges A/D/H/L/M/Z



## AVENDALE

Brittany with Chocolate glaze  
Drawer header is slab  
R/□/5/△  
Optional Edges A/D/F/H/L/M



## BEDFORD

Natural  
Traditional Overlay  
Drawer header is slab  
□/FR/B/△  
Optional Edges A/D/F/H/M/Z



## BLAKELY

Chestnut  
Traditional Overlay  
Drawer header is slab  
□/FR/B/△  
Optional Edges A/D/F/H/M/Z



## BONITA

Oregano with Ebony glaze and Cottage  
Drawer header is slab  
□/5/△  
Optional Edges A/D/F/H/M/Z




## BRECKENRIDGE

Toffee  
Drawer header is slab  
R/□/5/△  
Optional Edges A/D/H/L/M/Z



## HAMPTON

Chestnut with Ebony glaze  
Drawer header is slab  
□/5  
Optional Edges A/D/F/L/M/Z



## HANOVER

Butterscotch  
Drawer header is slab  
□/5/△  
Optional Edges A/D/F/L/M/Z



## HARBOR

Natural  
Drawer header is slab  
R/□/5/△  
Optional Edges A/D/F/H/L/M



## HARMONY

Nutmeg  
Drawer header is slab  
R/□/5  
Optional Edges A/D/F/H/L/M



## HARRISON

Toffee with Chocolate glaze  
Drawer header is slab  
□/5/△  
Optional Edges A/D/F/L/M/Z



## HERITAGE

Harvest with Chocolate glaze  
Drawer header is slab  
R/□/5  
Optional Edges A/D/F/H/L/M




## MELBOURNE

Java  
Drawer header is slab  
R/□/5/△  
Optional Edges A/D/F/H/L/M



## MILAN

Paprika  
Drawer header is slab  
□/5/△  
Optional Edges A/D/F/H/M/Z



## MONROE

Java  
Drawer header is slab  
Optional Edges A/D/F/H/L/Z



## YOUR ALDER CHOICES

OPTIONS illustrated on pages 44-46

R Regent Profile

B Bevel Pulls

□ Furniture Pegs

5 Five-Piece Drawer Header

FR Finger Routes

△ Available in Rustic Alder illustrated on page 7

Optional Edges

A Aero Edge

D Decorator Edge

F F Edge

H Hudson Edge

L Lancaster Edge

M Monroe Edge

Z Z2 Edge

## FINISHES

The Alder stain and glaze palette is shown on page 7.

Alder and Rustic Alder doors can receive these Specialty Finishes:

Cottage illustrated on page 16

Light Chain Distressing illustrated on page 15

Old World Distressing illustrated on page 15

Sattering illustrated on page 16

Alder and Rustic Alder doors can receive Custom Stain and Custom Stain with Glaze See page 16

## OVERLAY

Unless otherwise noted, Alder and Rustic Alder doors have a Full International Overlay See page 44



## SENECA

Cappuccino  
Traditional Overlay  
Drawer header is slab  
R/□/FR/B/△  
Optional Edges A/D/H/L/M/Z



## SHERIDAN

Butterscotch with Ebony glaze  
Drawer header is five-piece  
△  
Optional Edges not available



## STOCKTON

Burgundy  
Drawer header is slab  
R/□/5/△  
Optional Edges A/D/H/L/M/Z



## WESTERLY

Butterscotch  
Drawer header is slab  
□/5/△  
Optional Edges A/D/F/H/M/Z




## WILLOWBROOK

Rattan with Chocolate glaze  
Drawer header is slab  
R/□/5  
Optional Edges A/D/F/H/L/M



## WOOLRIDGE

Paprika with Chocolate glaze  
Drawer header is slab  
R/□/5  
Optional Edges A/D/F/H/L/M



**ACCORD**  
Harvest with Chocolate glaze  
Drawer header is slab  
R/□/5/△  
Optional Edges **A/D/F/H/L/M**



**AERO**  
Natural  
Drawer header is slab  
Optional Edges **D/F/H/L/M/Z**



**ALITE**  
Champagne with Chocolate glaze  
Traditional Overlay  
Drawer header is slab  
R/□/FR/B/△  
Optional Edges **A/D/H/L/M/Z**



**ASHFORD**  
Toffee  
Traditional Overlay  
Drawer header is slab  
R/□/FR/B  
Optional Edges **A/D/H/L/M/Z**



**AUBURN**  
Chestnut  
Traditional Overlay  
Drawer header is slab  
R/□/FR/B  
Optional Edges **A/D/H/L/M/Z**



**AUGUSTA**  
Chestnut  
Drawer header is five-piece  
Optional Edges **A/D/F/H/L/M**



**BRIDGEPORT**  
Honey  
Drawer header is slab  
□/5  
Optional Edges **A/D/F/H/M/Z**



**BRISBANE**  
Harvest  
Drawer header is five-piece  
Optional Edges not available




**CALAIS**  
Nutmeg with Chocolate glaze  
Drawer header is five-piece  
Optional Edges not available



**CARMEN**  
Paprika with Chocolate glaze  
Drawer header is five-piece  
Optional Edges not available



**CASTLEBARRY**  
Natural with Chocolate glaze  
Drawer header is slab  
R/□/5  
Optional Edges **A/D/F/H/L/M**



**CORONA**  
Natural  
Drawer header is five-piece  
Optional Edges not available



**HAMPTON**  
Oregano  
Drawer header is slab  
□/5  
Optional Edges **A/D/F/L/M/Z**



**HANOVER**  
Harvest with Chocolate glaze  
Drawer header is slab  
□/5  
Optional Edges **A/D/F/L/M/Z**



**HARBOR**  
Oregano with Chocolate glaze  
Drawer header is slab  
R/□/5  
Optional Edges **A/D/F/H/L/M**



**HARMONY**  
Oregano  
Drawer header is slab  
R/□/5  
Optional Edges **A/D/F/H/L/M**



**HARRISON**  
Nutmeg with Chocolate glaze and  
Cottage  
Drawer header is slab  
□/5  
Optional Edges **A/D/F/L/M/Z**



**HERITAGE**  
Nutmeg with Chocolate glaze  
Drawer header is slab  
R/□/5  
Optional Edges **A/D/F/H/L/M**



**MANHATTAN**  
Honey with Chocolate glaze and Cottage  
Drawer header is slab  
□/5  
Optional Edges **A/D/F/H/M/Z**




**MEDINA**  
Nutmeg  
Drawer header is slab  
R/□/5  
Optional Edges **A/D/F/H/L/M**



**MELBOURNE**  
Toffee  
Drawer header is slab  
R/□/5  
Optional Edges **A/D/F/H/L/M**



**MILAN**  
Champagne  
Drawer header is slab  
□/5  
Optional Edges **A/D/F/H/M/Z**



**MONROE**  
Cappuccino  
Drawer header is slab  
Optional Edges **A/D/F/H/L/Z**



**PACIFICA**  
Cappuccino with Chocolate glaze  
Drawer header is five-piece  
Optional Edges not available



**PRINCETON**  
Cappuccino with Chocolate glaze  
Drawer header is five-piece  
Optional Edges not available



**REGAL**  
Toffee  
Drawer header is five-piece  
Optional Edges not available



**RIDGEVILLE**  
Champagne with Chocolate glaze  
Drawer header is slab  
R/□/5  
Optional Edges **A/D/F/H/M/Z**



**ROANOKE**  
Natural  
Drawer header is slab  
R/□/5  
Optional Edges **A/D/F/H/M/Z**



**ROMAN**  
Paprika  
Drawer header is five-piece  
Optional Edges not available



**ROSEVILLE**  
Champagne  
Drawer header is slab  
R/□/5  
Optional Edges **A/D/F/H/M/Z**



# HICKORY & RUSTIC HICKORY



## AVENDALE

Toffee with Chocolate glaze and Cottage  
Drawer header is slab  
R/□/5  
Optional Edges A/D/F/H/L/M



## BEDFORD

Natural  
Traditional Overlay  
Drawer header is slab  
□/FR/B  
Optional Edges A/D/F/H/M/Z



## BETHANY

Paprika  
Drawer header is five-piece  
Optional Edges not available



## BLAKELY

Paprika with Chocolate glaze  
Traditional Overlay  
Drawer header is slab  
□/FR/B  
Optional Edges A/D/F/H/M/Z



## BONITA

Oregano  
Drawer header is slab  
□/5  
Optional Edges A/D/F/H/M/Z



## BRECKENRIDGE

Honey with Chocolate glaze  
Drawer header is slab  
R/□/5/△  
Optional Edges A/D/H/L/M/Z




## COVINGTON

Toffee with Chocolate glaze  
Drawer header is slab  
R/□/5  
Optional Edges A/D/F/H/L/M



## FARMINGTON

Nutmeg  
Drawer header is slab  
□/5  
Optional Edges A/D/F/H/M/Z



## FIRST EDITION

Cappuccino  
Traditional Overlay  
Drawer header is slab  
R/△ ONLY  
Optional Edges not available



## FULLERTON

Harvest with Chocolate glaze  
Drawer header is slab  
□/5/△  
Optional Edges A/D/F/H/M/Z



## GEORGETOWN

Natural  
Drawer header is slab  
R/□/5/△  
Optional Edges A/D/F/H/L/M



## GRIFFON

Paprika with Chocolate glaze  
Drawer header is five-piece  
Decorator Edge is standard  
Optional Edges A/F/H/L/M/Z



## HUDSON

Toffee with Chocolate glaze  
Drawer header is slab  
□/5  
Optional Edges A/D/F/L/M/Z



## HUNTINGFORD

Harvest  
Drawer header is slab  
R/□/5  
Optional Edges A/D/F/H/L/M



## JACKSONVILLE

Natural  
Drawer header is five-piece  
Optional Edges not available



## JUNEAU

Toffee  
Drawer header is five-piece  
Optional Edges not available



## LAGUNA

Paprika  
Drawer header is slab  
□/5  
Optional Edges A/D/F/H/M/Z



## LANCASTER

Honey  
Drawer header is slab  
□/5  
Optional Edges A/D/F/H/M/Z



## PIEDMONT

Paprika  
Drawer header is five-piece  
Optional Edges not available



## PORTLAND

Honey with Chocolate glaze  
Drawer header is slab  
Decorator Edge is standard  
□/5  
Optional Edges A/F/H/L/M/Z



## PRESCOTT

Toffee  
Drawer header is five-piece  
Optional Edges not available



## ROYALE

Harvest with Chocolate glaze  
Drawer header is slab  
R/□/FR/B  
Optional Edges A/D/H/L/M/Z



## SALEM

Harvest  
Traditional Overlay  
Drawer header is slab  
R/□/FR/B  
Optional Edges A/D/H/L/M/Z



## SAN DIMAS

Nutmeg with Chocolate glaze  
Drawer header is five-piece  
Optional Edges not available

## YOUR HICKORY CHOICES

**OPTIONS** illustrated on pages 44-46

- |                  |  |
|------------------|--|
| R Regent Profile | B Bevel Pulls  |
| □ Furniture Pegs | 5 Five-Piece Drawer Header                           |
| FR Finger Routes | △ Available in Rustic Hickory illustrated on page 14 |

**Optional Edges**

- |                  |                  |
|------------------|------------------|
| A Aero Edge      | D Decorator Edge |
| F F Edge         | H Hudson Edge    |
| L Lancaster Edge | M Monroe Edge    |
| Z Z2 Edge        |                  |

## FINISHES

The Hickory stain and glaze palette is shown on page 14.

Hickory and Rustic Hickory doors can receive these Specialty Finishes:

- Cottage illustrated on page 16
- Light Chain Distressing illustrated on page 15
- Spattering illustrated on page 16

Hickory and Rustic Hickory doors can receive Custom Stain and Custom Stain with Glaze See page 16

## OVERLAY

Unless otherwise noted, Hickory and Rustic Hickory doors have a Full International Overlay See page 44

**SENECA**

Chestnut  
Traditional Overlay  
Drawer header is slab  
**R/□/FR/B**  
Optional Edges **A/D/H/L/M/Z**

**SONOMA**

Honey  
Drawer header is five-piece  
Optional Edges not available

**STOCKTON**


Paprika  
Drawer header is slab  
**R/□/5**  
Optional Edges **A/D/H/L/M/Z**

**STRATFORD**

Cappuccino with Chocolate glaze  
Drawer header is slab  
**R/□/5**  
Optional Edges **A/D/H/L/M/Z**

**SUNDANCE**

Chestnut  
Drawer header is five-piece  
Optional Edges not available

**TEMPO**

Chestnut  
Drawer header is slab  
Optional Edges **A/D/F/H/M/Z**

**TUDOR**

Natural  
Traditional Overlay  
Drawer header is slab  
**R/□/FR/B/△**  
Optional Edges **A/D/H/L/M/Z**

**VERONA**

Honey with Chocolate glaze  
Drawer header is five-piece  
Optional Edges not available

**WATERFALL**

Natural with Chocolate glaze  
Drawer header is slab  
**□/5**  
Optional Edges **A/D/F/H/M/Z**

**WAYNESVILLE**

Cappuccino  
Drawer header is slab  
**□/5**  
Optional Edges **A/D/F/H/M/Z**

**WESTERLY**

Cappuccino with Chocolate glaze  
Drawer header is slab  
**□/5**  
Optional Edges **A/D/F/H/M/Z**

**WILLOWBROOK**

Champagne with Chocolate glaze  
Drawer header is slab  
**R/□/5**  
Optional Edges **A/D/F/H/L/M**

**WOOLRIDGE**

Champagne  
Drawer header is five-piece  
**R/□/5**  
Optional Edges **A/D/F/H/L/M**



*This family room was created with the Bedford door style in Hickory finished in Harvest with Chocolate glaze and standard slab drawer headers.*



# HICKORY & RUSTIC HICKORY

## Standard Hickory

*Monroe door style in Hickory  
finished in Cappuccino*

## Rustic Hickory












Rustic Hickory doors will have "character" spots (knots, burls, blemishes, etc.) on the center panels as well as on the stiles and rails of the doors and drawer headers, which could impact hardware placement. Knots, if they appear, will be sound and will be closed. At certain angles, light could be visible through the knot. Doors available in Rustic Hickory have this symbol  $\Delta$ .

*First Edition door style in  
Rustic Hickory finished in  
Cappuccino*



*This kitchen was created with the Alite door style in Hickory finished in Toffee and standard slab drawer headers.*

### HICKORY & RUSTIC HICKORY STAINS & GLAZES

Chestnut		n/a
Paprika		
Nutmeg		
Cappuccino		
Toffee		
Harvest		
Oregano		
Honey		
Natural		
Champagne		
	Stains	Chocolate Glaze

# SPECIALTY FINISHES



## OLD WORLD DISTRESSING STAIN PALETTE

Champagne with  
Chocolate glaze

n/a

n/a

n/a

Amber with  
Chocolate glaze

n/a

n/a

n/a

Natural with  
Chocolate glaze

n/a

Honey with  
Chocolate glaze

n/a

n/a

n/a

Harvest with  
Chocolate glaze

n/a

n/a

Caramel with  
Chocolate glaze

n/a

n/a

n/a

Butterscotch with  
Chocolate glaze

n/a

Oregano with  
Chocolate glaze

n/a

Rattan with  
Chocolate glaze

n/a

n/a

Paprika with  
Chocolate glaze

Nutmeg with  
Chocolate glaze

n/a

Toffee with  
Chocolate glaze

n/a

Cappuccino with  
Chocolate glaze

Brittany with  
Chocolate glaze

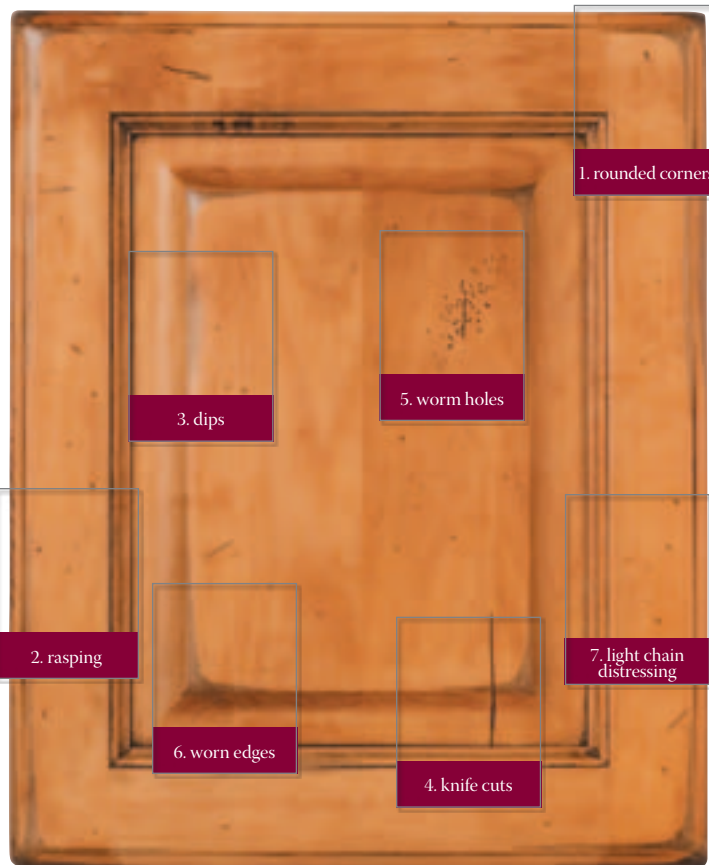
n/a

Alder

Cherry

Maple

Lyptus



Breckenridge door style in Maple finished in Butterscotch with Chocolate glaze and Old World Distressing



## OLD WORLD DISTRESSING

Old World Distressing blends your new cabinetry with today's popular distressed furniture pieces. Distressing techniques are randomly applied to the face of your cabinetry throughout the design, and include **1. rounded corners, 2. rasping, 3. dips, 4. knife cuts, 5. worm holes, 6. worn edges and 7. light chain distressing.** Rest assured that your new yet distressed cabinetry will have a beautiful finish with some rub-through areas and a topcoat to protect the distressing and finish for many years to come.

The Old World Distressing stain palette is shown at left.

Old World Distressing is available on:

- Alder & Rustic Alder doors, pages 9-10
- Cherry & Rustic Cherry doors, pages 3-6
- Maple doors, pages 27-29
- Lyptus doors, page 1
- Inset doors, pages 39-40

## LIGHT CHAIN DISTRESSING

Light chain distressing is available at an upcharge on:

- all stains on any specie
- all stain with glaze combinations on any specie.





# FOR STAIN & STAIN WITH GLAZE



Castlebarry door style in Alder finished in Paprika with Ebony glaze and Cottage

## COTTAGE

Cottage is created by sanding through the finish to expose **1. worn edges** and **2. rounded corners**. Adding glaze brings out the wood's unique texture. **3. Light chain distressing** is optional. A protective topcoat completes the look. Any Stain with Glaze combination can receive Cottage.

Cottage is available on:

- Alder & Rustic Alder doors, pages 9-10
- Cherry & Rustic Cherry doors, pages 3-6
- Hickory & Rustic Hickory doors, pages 11-13
- Maple doors, pages 27-29
- Lyptus doors, page 1
- Red Oak doors, pages 35-37
- Quarter Sawn Red Oak doors, page 31
- Inset doors, pages 39-40



## SPATTERING

Spattering is a dark stain, hand applied randomly to the cabinetry.

- All stain with glaze combinations include spattering.
- You can also request that spattering *not* be used on your stain with glaze cabinetry.
- Spattering on an unglazed stain is available on all species at an upcharge.

What color do  
you dream of?

We have it. Ask about:

CUSTOM STAIN  
CUSTOM STAIN WITH GLAZE  
CUSTOM TINTED VARNISH  
CUSTOM TINTED VARNISH WITH GLAZE  
A LA CARTE DISTRESSING

Tinted Varnish on Maple mimics a painted look. The grain of the wood is not visible. Adding glaze lends character and a vintage appeal.

The Maple palette is shown at right. Tinted Varnish and Tinted Varnish with Glaze is available on

- Maple doors, pages 18-20
- Maple Inset doors, pages 39-40

Three combinations of Tinted Varnish with Glaze can receive Old World Distressing, a Specialty Finish illustrated on page 22. All combinations can receive Cottage, a Specialty Finish illustrated on page 22.



This kitchen was created with the Lafontaine inset door style in Maple finished in Marshmallow Cream and optional five-piece drawer headers. Kitchen designed by Kristin Petro of Kristin Petro Interiors, Inc. in Elmhurst, IL.

## YOUR MAPLE CHOICES

**OPTIONS** illustrated on pages 44-46

- |                  |                            |
|------------------|----------------------------|
| R Regent Profile | B Bevel Pulls              |
| □ Furniture Pegs | 5 Five-Piece Drawer Header |
| FR Finger Routes |                            |

**Optional Edges**

- |                  |                  |
|------------------|------------------|
| A Aero Edge      | D Decorator Edge |
| F F Edge         | H Hudson Edge    |
| L Lancaster Edge | M Monroe Edge    |
| Z Z2 Edge        |                  |

## FINISHES

The Maple doors on pages 18-20 can receive these finishes:  
 Tinted Varnish and Tinted Varnish with Glaze *palette is shown at right*  
 Cottage *illustrated on page 22*  
 Old World Distressing *illustrated on page 22*  
 Custom Tinted Varnish and Custom Tinted Varnish with Glaze *See page 16*

## OVERLAY

Unless otherwise noted, Maple doors have a Full International Overlay *See page 44*

Black		n/a	n/a	n/a	n/a	n/a
Royal Blue		n/a	n/a		n/a	
English Ivy		n/a	n/a		n/a	
Daiquiri						
Eggnog						
Macadamia		n/a				
Marshmallow Cream		n/a				
White		n/a				
Buttercream		n/a				
Ivory Cream		n/a				
Aegean Mist					n/a	
Pearl		n/a				
Mushroom		n/a				
Moss Green		n/a				
	Tinted Varnish	Vanilla Glaze	Latté Glaze	Bronze Glaze	Nickel Glaze	Chocolate Glaze



# TINTED VARNISH FOR MAPLE



## ACCORD

English Ivy with Chocolate glaze  
Drawer header is slab  
**R/□/5**  
Optional Edges **A/D/F/H/L/M**



## AERO

White  
Drawer header is slab  
Optional Edges **D/F/H/L/M/Z**



## ALITE

Moss Green with Chocolate glaze  
Traditional Overlay  
Drawer header is slab  
**R/□/FR/B**  
Optional Edges **A/D/H/L/M/Z**



## ALTAMONTE

Mushroom with Latté glaze  
Drawer header is five-piece  
Optional Edges not available



## ARLINGTON

Aegean Mist with Vanilla glaze  
Drawer header is five-piece  
Optional Edges not available



## ASHFORD

Buttercream with Chocolate glaze  
Traditional Overlay  
Drawer header is slab  
**R/□/FR/B**  
Optional Edges **A/D/H/L/M/Z**



## AUBURN

Black  
Traditional Overlay  
Drawer header is slab  
**R/□/FR/B**  
Optional Edges **A/D/H/L/M/Z**



## AUGUSTA

Ivory Cream with Chocolate glaze  
Drawer header is five-piece  
Optional Edges **A/D/F/H/L/M**



## AVENDALE

Pearl with Nickel glaze  
Drawer header is slab  
**R/□/5**  
Optional Edges **A/D/F/H/L/M**



## BEDFORD

White with Latté glaze  
Traditional Overlay  
Drawer header is slab  
**□/FR/B**  
Optional Edges **A/D/F/H/M/Z**



## BETHANY

Macadamia  
Drawer header is five-piece  
Optional Edges not available



## BLAKELY

Eggnog with Latté glaze  
Traditional Overlay  
Drawer header is slab  
**□/FR/B**  
Optional Edges **A/D/F/H/M/Z**



## BONITA

Daiquiri  
Drawer header is slab  
**□/5**  
Optional Edges **A/D/F/H/M/Z**



## BRECKENRIDGE

Mushroom with Chocolate glaze  
Drawer header is slab  
**R/□/5**  
Optional Edges **A/D/H/L/M/Z**



## BRIDGEPORT

Marshmallow Cream  
Drawer header is slab  
**□/5**  
Optional Edges **A/D/F/H/M/Z**



## BRISBANE

White  
Drawer header is five-piece  
Optional Edges not available



## CALAIS

White with Nickel glaze  
Drawer header is five-piece  
Optional Edges not available



## CARMEN

Buttercream with Bronze glaze  
Drawer header is five-piece  
Optional Edges not available



## CASTLEBARRY

Aegean Mist with Vanilla glaze  
Drawer header is slab  
**R/□/5**  
Optional Edges **A/D/F/H/L/M**



## CORONA

Aegean Mist  
Drawer header is five-piece  
Optional Edges not available



## COVINGTON

Eggnog with Chocolate glaze  
Drawer header is slab  
**R/□/5**  
Optional Edges **A/D/F/H/L/M**



## FARMINGTON

Pearl with Bronze glaze  
Drawer header is slab  
**□/5**  
Optional Edges **A/D/F/H/M/Z**



## FULLERTON

Black  
Drawer header is slab  
**□/5**  
Optional Edges **A/D/F/H/M/Z**



## GALLANT

Ivory Cream with Latté glaze  
Drawer header is five-piece  
Optional Edges not available



## GEORGETOWN

Ivory Cream with Nickel glaze  
Drawer header is slab  
**R/□**  
Optional Edges **A/D/F/H/L/M**



## GLENDALE

Eggnog with Chocolate glaze  
Drawer header is five-piece  
Optional Edges not available



## GRIFFON

Aegean Mist  
Drawer header is five-piece  
Decorator Edge is standard  
Optional Edges **A/F/H/L/M/Z**



## HAMPTON

Mushroom with Latté glaze  
Drawer header is slab  
**□/5**  
Optional Edges **A/D/F/L/M/Z**



## HANOVER

Eggnog with Nickel glaze  
Drawer header is slab  
**□/5**  
Optional Edges **A/D/F/L/M/Z**



## HARBOR

White with Chocolate glaze  
Drawer header is slab  
**R/□/5**  
Optional Edges **A/D/F/H/L/M**



**HARMONY**  
English Ivy  
Drawer header is slab  
**R/□/5**  
Optional Edges **A/D/F/H/L/M**



**HARRISON**  
Black  
Drawer header is slab  
**□/5**  
Optional Edges **A/D/F/L/M/Z**



**HERITAGE**  
Ivory Cream with Nickel glaze  
Drawer header is slab  
**R/□/5**  
Optional Edges **A/D/F/H/L/M**




**HUDSON**  
Eggnog with Latté glaze  
Drawer header is slab  
**□/5**  
Optional Edges **A/D/F/L/M/Z**



**HUNTINGFORD**  
Marshmallow Cream with Latté glaze  
Drawer header is slab  
**R/□/5**  
Optional Edges **A/D/F/H/L/M**



**JACKSONVILLE**  
Buttercream with Chocolate glaze  
Drawer header is five-piece  
Optional Edges not available



**MILAN**  
Moss Green  
Drawer header is slab  
**□/5**  
Optional Edges **A/D/F/H/M/Z**



**MONROE**  
Ivory Cream  
Drawer header is slab  
Optional Edges **A/D/F/H/L/Z**



**PACIFICA**  
Macadamia with Latté glaze  
Drawer header is five-piece  
Optional Edges not available



**PIEDMONT**  
Ivory Cream  
Drawer header is five-piece  
Optional Edges not available



**PORTLAND**  
Royal Blue  
Drawer header is slab  
Decorator Edge is standard  
**□/5**  
Optional Edges **A/F/H/L/M/Z**



**PRESCOTT**  
Eggnog with Vanilla glaze  
Drawer header is five-piece  
Optional Edges not available



**ROYALE**  
Daiquiri with Vanilla glaze  
Drawer header is slab  
**R/□/FR/B**  
Optional Edges **A/D/H/L/M/Z**



**SALEM**  
Pearl  
Traditional Overlay  
Drawer header is slab  
**R/□/FR/B**  
Optional Edges **A/D/H/L/M/Z**



**SAN DIMAS**  
White  
Drawer header is five-piece  
Optional Edges not available




**SENECA**  
Royal Blue with Bronze glaze  
Traditional Overlay  
Drawer header is slab  
**R/□/FR/B**  
Optional Edges **A/D/H/L/M/Z**



**SHERIDAN**  
White with Latté glaze  
Drawer header is five-piece  
Optional Edges not available



**SONOMA**  
Aegean Mist with Latté glaze  
Drawer header is five-piece  
Optional Edges not available



**VERONA**  
Mushroom with Nickel glaze  
Drawer header is five-piece  
Optional Edges not available



**WATERFALL**  
Marshmallow Cream  
Drawer header is slab  
**□/5**  
Optional Edges **A/D/F/H/M/Z**



**WAYNESVILLE**  
Pearl  
Drawer header is slab  
**□/5**  
Optional Edges **A/D/F/H/M/Z**



**WESTERLY**  
English Ivy  
Drawer header is slab  
**□/5**  
Optional Edges **A/D/F/H/M/Z**



**WILLOWBROOK**  
White with Chocolate glaze  
Drawer header is slab  
**R/□/5**  
Optional Edges **A/D/F/H/L/M**



**WINDHAM**  
Eggnog with Vanilla glaze  
Drawer header is five-piece  
Optional Edges not available



**WINDSOR**  
Ivory Cream with Chocolate glaze  
Drawer header is five-piece  
Optional Edges not available



**WOODFIELD**  
Moss Green with Latté glaze  
Drawer header is five-piece  
Optional Edges not available



**WOOLRIDGE**  
Royal Blue with Chocolate glaze  
Drawer header is slab  
**R/□/5**  
Optional Edges **A/D/F/H/L/M**



# TINTED VARNISH FOR MAPLE



**JUNEAU**

Moss Green  
Drawer header is five-piece  
Optional Edges not available



**LAGUNA**

Ivory Cream with Latté glaze  
Drawer header is slab  
□/5  
Optional Edges **A/D/F/H/M/**



**LANCASTER**

Macadamia with Latté glaze  
Drawer header is slab  
□/5  
Optional Edges **A/D/F/H/M/Z**



**MANHATTAN**

English Ivy with Bronze glaze  
Drawer header is slab  
□/5  
Optional Edges **A/D/F/H/M/Z**



**MEDINA**

White with Latté glaze  
Drawer header is slab  
R/□/5  
Optional Edges **A/D/F/H/L/M**



**MELBOURNE**

Daiquiri with Chocolate glaze  
Drawer header is slab  
R/□/5  
Optional Edges **A/D/F/H/L/M**



**PRINCETON**

Mushroom with Nickel glaze  
Drawer header is five-piece  
Optional Edges not available



**REGAL**

Macadamia with Nickel glaze  
Drawer header is five-piece  
Optional Edges not available



**RIDGEVILLE**

Mushroom with Bronze glaze  
Shown with optional Decorator Edge  
Drawer header is slab  
R/□/5  
Optional Edges **A/D/F/H/M/Z**



**ROANOKE**

Macadamia with Bronze glaze  
Drawer header is slab  
R/□/5  
Optional Edges **A/D/F/H/M/Z**



**ROMAN**

Marshmallow with Nickel glaze  
Drawer header is five-piece  
Optional Edges not available



**ROSEVILLE**

Macadamia  
Drawer header is slab  
R/□/5  
Optional Edges **A/D/F/H/M/Z**



**STOCKTON**

Buttercream with Latté glaze  
Drawer header is slab  
R/□/5  
Optional Edges **A/D/H/L/M/Z**



**STRATFORD**

Buttercream  
Drawer header is slab  
R/□/5  
Optional Edges **A/D/H/L/M/Z**



**SUNDANCE**

White with Bronze glaze  
Drawer header is five-piece  
Optional Edges not available



**SYRACUSE**

Daiquiri with Chocolate glaze  
Drawer header is five-piece  
Optional Edges not available



**TEMPO**

Moss Green  
Drawer header is slab  
Optional Edges **A/D/F/H/M/Z**



**TUDOR**

Marshmallow Cream with Chocolate glaze  
Traditional Overlay  
Drawer header is slab  
R/□/FR/B  
Optional Edges **A/D/H/L/M/Z**



*This master bath suite was created with the Bridgeport door style in Maple finished in Mushroom with Chocolate glaze and standard slab drawer headers.*

## YOUR MAPLE CHOICES

**OPTIONS** illustrated on pages 44-46

R Regent Profile      B Bevel Pulls  
□ Furniture Pegs      5 Five-Piece Drawer Header  
FR Finger Routes

**Optional Edges**

A Aero Edge      D Decorator Edge  
F F Edge      H Hudson Edge  
L Lancaster Edge      M Monroe Edge  
Z Z2 Edge

## FINISHES

The Maple doors on pages 18-20 can receive these finishes:

Tinted Varnish and Tinted Varnish with Glaze palette is on page 17

Cottage illustrated on page 22

Old World Distressing illustrated on page 22

Custom Tinted Varnish and Custom Tinted Varnish with Glaze See page 16

## OVERLAY

Unless otherwise noted, Maple doors have a Full International Overlay See page 44



*Carmen door style in Maple  
finished in Villa Green*



*Glendale door style in Maple  
finished in Villa Ivory*



*Hanover door style in Maple  
finished in Villa Mushroom*




*Syracuse door style in Maple  
finished in Villa Pearl*

## VILLA

The Villa finish results in a look that suggests brush strokes along the face of the doors and drawers, and any other finished part of the cabinetry. The color and brush stroke technique will vary from door to door and will blend throughout the cabinetry. Available on the select Maple doors shown on pages 23-25 and Maple Inset doors shown on pages 39-40.




*This icon indicates that  
the finish can receive  
Old World Distressing,  
illustrated on page 22.*



*Harbor door style in Maple  
finished in Amaretto*

## AMARETTO

Amaretto is a Black finish with rounded and worn corners. Additional worn areas on center panels and door frames expose golden butterscotch tones. Available on the select Maple doors shown on pages 23-25 and Maple Inset doors shown on pages 39-40. Amaretto can receive Old World Distressing, illustrated on page 22.



*Portland door style in Maple  
finished in Bordeaux*

## BORDEAUX

Bordeaux is a Black finish with rounded and worn corners. Additional worn areas on center panels and door frames expose beautiful burgundy tones. Available on the select Maple doors shown on pages 23-25 and Maple Inset doors shown on pages 39-40. Bordeaux can receive Old World Distressing, illustrated on page 22.




*Hanover door style in Maple  
finished in Licorice*

## LICORICE

Licorice is a Black finish with worn edges, rounded corners and light chain distressing. Nickel glaze is applied to accent the door profiles. Available on the Maple doors shown on pages 23-25 and Maple Inset doors shown on pages 39-40.

## LINEN

Linen finishes feature Latté glazing and speckling for a softer tone, and rounded corners for an heirloom feel. Available on the select Maple doors shown on pages 23-25 and Maple Inset doors shown on pages 39-40. Linen can receive Old World Distressing, illustrated on page 22.



### SPECKLING

To speckle the Linen finish, a subtle stain is randomly applied to the surface of the Linen finish. These spots will be the size of a pencil eraser diameter or smaller. Speckling complements the Latté glaze.



*Gallant door style in Maple  
finished in Linen Ivory*



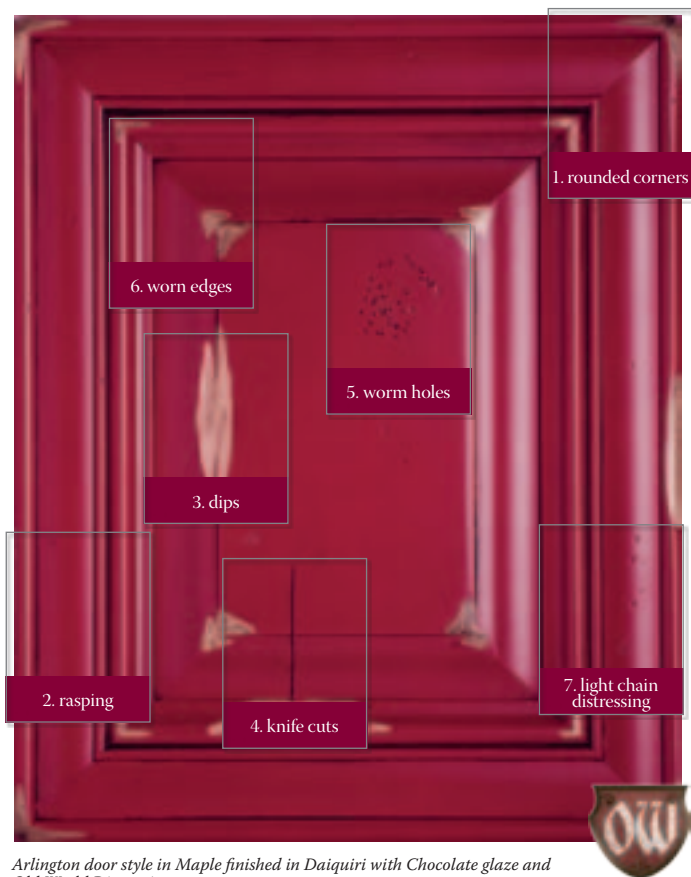
*Melbourne door style in Maple  
finished in Linen Mushroom*



*Augusta door style in Maple  
finished in Linen White*



# SPECIALTY FINISHES FOR MAPLE



Arlington door style in Maple finished in Daiquiri with Chocolate glaze and Old World Distressing



Portland door style in Maple finished in English Ivy with Chocolate glaze and Cottage

## OLD WORLD DISTRESSING

Old World Distressing blends your new cabinetry with today's popular distressed furniture pieces. Distressing techniques are randomly applied to the face of your cabinetry throughout the design, and include **1. rounded corners**, **2. rasping**, **3. dips**, **4. knife cuts**, **5. worm holes**, **6. worn edges** and **7. light chain distressing**.

Rest assured that your new yet distressed cabinetry will have a beautiful finish with some rub-through areas and a topcoat to protect the distressing and finish for many years to come.

There are three Tinted Varnish with Glaze combinations that can receive Old World Distressing. They are illustrated on page 17. Amaretto, Bordeaux and Linen can also receive Old World Distressing. They are illustrated on page 21.

Available on the Maple doors shown on pages 23-25 and Maple Inset doors shown on pages 39-40.

## COTTAGE

Cottage is a created by sanding through the finish to expose **1. worn edges** and **2. rounded corners**. Adding glaze brings out the wood's unique texture. **3. Light chain distressing is optional**. A protective topcoat completes the look.


























Any Tinted Varnish with Glaze combination can receive Cottage. The palette is shown on page 17.

Cottage for Tinted Varnish is available on select Maple doors and Maple Inset doors.

- Maple, pages 23-25
- Maple Inset doors, pages 39-40

This kitchen was created with the Harbor door style in Maple finished in Mushroom with Chocolate glaze and Cottage and in Cherry finished in Nutmeg with Ebony glaze and optional five-piece drawer headers.



					
					
<b>ACCORD</b> Linen White with Old World Distressing Drawer header is slab R/□/5 Optional Edges <b>A/D/F/H/L/M</b>	<b>AERO</b> Macadamia with Chocolate glaze and Cottage Drawer header is slab Optional Edges <b>D/F/H/L/M/Z</b>	<b>ALITE</b> Ivory Cream with Nickel glaze and Cottage Traditional Overlay Drawer header is slab R/□/FR/B Optional Edges <b>A/D/H/L/M/Z</b>	<b>ALTAMONTE</b> Moss Green with Nickel glaze and Cottage Drawer header is five-piece Optional Edges not available	<b>ARLINGTON</b> Daiquiri with Chocolate glaze and Old World Distressing Drawer header is five-piece Optional Edges not available	<b>ASHFORD</b> Bordeaux Drawer header is slab Traditional Overlay R/□/FR/B Optional Edges <b>A/D/H/L/M/Z</b>
					
<b>BONITA</b> Amaretto Drawer header is slab □/5 Optional Edges <b>A/D/F/H/M/Z</b>	<b>BRECKENRIDGE</b> Mushroom with Nickel glaze and Cottage Drawer header is slab R/□/5 Optional Edges <b>A/D/H/L/M/Z</b>	<b>BRIDGEPORT</b> Bordeaux Drawer header is slab □/5 Optional Edges <b>A/D/F/H/M/Z</b>	<b>BRISBANE</b> Linen Mushroom Drawer header is five-piece Optional Edges not available	<b>CALAIS</b> Linen Mushroom with Old World Distressing Drawer header is five-piece Optional Edges not available	<b>CARMEN</b> Villa Green Drawer header is five-piece Optional Edges not available
					
<b>GEORGETOWN</b> Bordeaux Drawer header is slab R/□/5 Optional Edges <b>A/D/F/H/L/M</b>	<b>GLENDALE</b> Ivory Cream with Latté glaze and Cottage Drawer header is five-piece Optional Edges not available	<b>GRIFFON</b> Villa Ivory Drawer header is five-piece Decorator Edge is standard Optional Edges <b>A/F/H/L/M/Z</b>	<b>HAMPTON</b> Mushroom with Latté glaze and Cottage Drawer header is slab □/5 Optional Edges <b>A/D/F/L/M/Z</b>	<b>HANOVER</b> Villa Mushroom Drawer header is slab □/5 Optional Edges <b>A/D/F/L/M/Z</b>	<b>HARBOR</b> Licorice Drawer header is slab R/□/5 Optional Edges <b>A/D/F/H/L/M</b>
					
<b>JUNEAU</b> Bordeaux Drawer header is five-piece Optional Edges not available	<b>LAGUNA</b> Linen Ivory with Old World Distressing Drawer header is slab □/5 Optional Edges <b>A/D/F/H/M/Z</b>	<b>LANCASTER</b> Marshmallow Cream with Nickel glaze and Cottage Drawer header is slab □/5 Optional Edges <b>A/D/F/H/M/Z</b>	<b>MANHATTAN</b> Pearl with Nickel glaze and Cottage Drawer header is slab □/5 Optional Edges <b>A/D/F/H/M/Z</b>	<b>MEDINA</b> Aegean Mist with Latté glaze and Cottage Drawer header is slab R/□/5 Optional Edges <b>A/D/F/H/L/M</b>	<b>MELBOURNE</b> Linen Mushroom Drawer header is slab R/□/5 Optional Edges <b>A/D/F/H/L/M</b>

## YOUR MAPLE CHOICES

### OPTIONS *illustrated on pages 44-46*

R Regent Profile    B Bevel Pulls  
□ Furniture Pegs    5 Five-Piece Drawer Header  
FR Finger Routes

### Optional Edges

A Aero Edge    D Decorator Edge    L Lancaster Edge    F F Edge  
H Hudson Edge    M Monroe Edge    Z Z2 Edge

### OVERLAY

Unless otherwise noted, Maple doors have a Full International Overlay

*See page 44*

### FINISHES

The Maple doors on pages 23-25 can receive these finishes:

Tinted Varnish and Tinted Varnish with Glaze *palette is shown on page 17*

Amaretto *illustrated on page 21*

Bordeaux *illustrated on page 21*

Cottage *illustrated on page 22*

Licorice *illustrated on page 21*

Linen *illustrated on page 21*

Old World Distressing *illustrated on page 22*

Villa *illustrated on page 21*



# SPECIALTY FINISHES FOR MAPLE



## AUBURN

Linen White  
Drawer header is slab  
Traditional Overlay  
R/□/FR/B  
Optional Edges A/D/H/L/M/Z



## AUGUSTA

Moss Green with Latté glaze and Cottage  
Drawer header is five-piece  
Optional Edges A/D/F/H/L/M



## AVENDALE

Amaretto  
Drawer header is slab  
R/□/5  
Optional Edges A/D/F/H/L/M



## BEDFORD

Eggnog with Latté glaze and Cottage  
Traditional Overlay  
Drawer header is slab  
□/FR/B  
Optional Edges A/D/F/H/M/Z



## BETHANY

Eggnog with Vanilla glaze and Cottage  
Drawer header is five-piece  
Optional Edges not available



## BLAKELY

Marshmallow Cream with Nickel glaze and Cottage  
Traditional Overlay  
Drawer header is slab  
□/FR/B  
Optional Edges A/D/F/H/M/Z



## CASTLEBARRY

Ivory Cream with Nickel glaze and Cottage  
Drawer header is slab  
R/□/5  
Optional Edges A/D/F/H/L/M



## CORONA

White with Chocolate glaze and Cottage  
Drawer header is five-piece  
Optional Edges not available



## COVINGTON

Aegean Mist with Latté glaze and Cottage  
Drawer header is slab  
R/□/5  
Optional Edges A/D/F/H/L/M



## FARMINGTON

Daiquiri with Bronze glaze and Cottage  
Drawer header is slab  
□/5  
Optional Edges A/D/F/H/M/Z



## FULLERTON

Marshmallow Cream with Chocolate glaze and Cottage  
Drawer header is slab  
□/5  
Optional Edges A/D/F/H/M/Z



## GALLANT

Linen Ivory  
Drawer header is five-piece  
Optional Edges not available




## HARMONY

English Ivy with Bronze glaze and Cottage  
Drawer header is slab  
R/□/5  
Optional Edges A/D/F/H/L/M



## HARRISON

Pearl with Latté glaze and Cottage  
Drawer header is slab  
□/5  
Optional Edges A/D/F/L/M/Z



## HERITAGE

White with Chocolate glaze and Cottage  
Drawer header is slab  
R/□/5  
Optional Edges A/D/F/H/L/M




## HUDSON

Amaretto  
Drawer header is slab  
□/5  
Optional Edges A/D/F/L/M/Z



## HUNTINGFORD

Macadamia with Bronze glaze and Cottage  
Drawer header is slab  
R/□/5  
Optional Edges A/D/F/H/L/M



## JACKSONVILLE

Amaretto  
Drawer header is five-piece  
Optional Edges not available



## MILAN

Moss Green with Nickel glaze and Cottage  
Drawer header is slab  
□/5  
Optional Edges A/D/F/H/M/Z



## MONROE

Villa Pearl  
Drawer header is slab  
Optional Edges A/D/F/H/L/Z



## PACIFICA

Villa Mushroom  
Drawer header is five-piece  
Optional Edges not available



## PIEDMONT

Villa Pearl  
Drawer header is five-piece  
Optional Edges not available



## PORTLAND

Eggnog with Chocolate glaze and Cottage  
Drawer header is slab  
Decorator Edge is standard  
□/5  
Optional Edges A/F/H/L/M/Z



## PRESCOTT

Amaretto  
Drawer header is five-piece  
Optional Edges not available



## PRINCETON

Royal Blue with Chocolate glaze and Cottage  
Drawer header is five-piece  
Optional Edges not available



## REGAL

Daiquiri with Latté glaze and Cottage  
Drawer header is five-piece  
Optional Edges not available



## RIDGEVILLE

Linen Ivory  
Drawer header is slab  
R/□/5  
Optional Edges A/D/F/H/M/Z



## ROANOKE

Villa Ivory  
Drawer header is slab  
R/□/5  
Optional Edges A/D/F/H/M/Z



## ROMAN

Linen White  
Drawer header is five-piece  
Optional Edges not available



## ROSEVILLE

Linen Mushroom  
Drawer header is slab  
R/□/5  
Optional Edges A/D/F/H/M/Z

# SPECIALTY FINISHES



**ROYALE**  
Buttercream with Bronze glaze and Cottage  
Traditional Overlay  
Drawer header is slab  
R/□/FR/B  
Optional Edges A/D/H/L/M/Z



**SALEM**  
Buttercream with Latté glaze and Cottage  
Drawer header is slab  
Traditional Overlay  
R/□/FR/B  
Optional Edges A/D/H/L/M/Z



**SANDIMAS**  
Linen White  
Drawer header is five-piece  
Optional Edges not available



**SENECA**  
Amaretto  
Drawer header is slab  
Traditional Overlay  
R/□/FR/B  
Optional Edges A/D/H/L/M/Z



**SHERIDAN**  
White with Nickel glaze and Cottage  
Drawer header is five-piece  
Optional Edges not available



**SONOMA**  
Moss Green with Chocolate glaze and  
Cottage  
Drawer header is five-piece  
Optional Edges not available



**STOCKTON**  
Licorice  
Drawer header is slab  
R/□  
Optional Edges A/D/H/L/M/Z



**STRATFORD**  
Buttercream with Latté glaze and Cottage  
Drawer header is slab  
R/□/5  
Optional Edges A/D/H/L/M/Z




**SUNDANCE**  
Ivory Cream with Chocolate glaze and  
Cottage  
Drawer header is five-piece  
Optional Edges not available



**SYRACUSE**  
Villa Pearl  
Drawer header is five-piece  
Optional Edges not available




**TEMPO**  
Royal Blue with Chocolate glaze and  
Cottage  
Drawer header is slab  
Optional Edges A/D/F/H/M/Z



**TUDOR**  
Bordeaux  
Traditional Overlay  
Drawer header is slab  
R/□/FR/B  
Optional Edges A/D/H/L/M/Z



**VERONA**  
Macadamia with Chocolate glaze and  
Cottage  
Drawer header is five-piece  
Optional Edges not available



**WATERFALL**  
Licorice  
Drawer header is slab  
□/5  
Optional Edges A/D/F/H/M/Z



**WAYNESVILLE**  
White with Latté glaze and Cottage  
Drawer header is slab  
□/5  
Optional Edges A/D/F/H/M/Z



**WESTERLY**  
Villa Green  
Drawer header is slab  
□/5  
Optional Edges A/D/F/H/M/Z



**WILLOWBROOK**  
Royal Blue with Chocolate glaze and  
Cottage  
Drawer header is slab  
R/□/5  
Optional Edges A/D/F/H/L/M



**WINDSOR**  
Macadamia with Bronze glaze and  
Cottage  
Drawer header is five-piece  
Optional Edges not available



**WINDHAM**  
White with Latté glaze and Cottage  
Drawer header is five-piece  
Optional Edges not available



**WOODFIELD**  
Moss Green with Latté glaze and Cottage  
Drawer header is five-piece  
Optional Edges not available



**WOOLRIDGE**  
Macadamia with Chocolate glaze  
and Old World Distressing  
Drawer header is slab  
R/□/5  
Optional Edges A/D/F/H/L/M

## YOUR MAPLE CHOICES

**OPTIONS** illustrated on pages 44-46

- |    |                |   |                          |
|----|----------------|---|--------------------------|
| R  | Regent Profile | B | Bevel Pulls              |
| □  | Furniture Pegs | 5 | Five-Piece Drawer Header |
| FR | Finger Routes  |   |                          |

**Optional Edges**

- |   |           |   |                |   |                |
|---|-----------|---|----------------|---|----------------|
| A | Aero Edge | D | Decorator Edge | L | Lancaster Edge |
| F | F Edge    | H | Hudson Edge    | M | Monroe Edge    |
| Z | Z2 Edge   |   |                |   |                |

## FINISHES

The Maple doors on pages 23-25 can receive these finishes:

Tinted Varnish and Tinted Varnish with Glaze palette is shown on page 17

Amaretto illustrated on page 21

Bordeaux illustrated on page 21

Cottage illustrated on page 22

Licorice illustrated on page 21

Linen illustrated on page 21

Old World Distressing illustrated on page 22

Villa illustrated on page 21

## OVERLAY

Unless otherwise noted, Maple doors have a Full International Overlay.  
See page 44.





*This island was created with the Harbor door style in Maple finished in Mushroom with Chocolate glaze and Cottage with optional five-piece drawer headers.*



*This kitchen was created with the Sonoma door style in Maple finished in Caramel with Chocolate glaze and standard five-piece drawer headers.*



#### ACCORD

Chestnut  
Drawer header is slab  
R/□/5  
Optional Edges A/D/F/H/L/M



#### AERO

Natural  
Drawer header is slab  
Optional Edges D/F/H/L/M/Z



#### ALITE

Caramel  
Traditional Overlay  
Drawer header is slab  
R/□/FR/B  
Optional Edges A/D/H/L/M/Z



#### BEDFORD

Chestnut  
Traditional Overlay  
Drawer header is slab  
□/FR/B  
Optional Edges A/D/F/H/M/Z



#### BETHANY

Paprika  
Drawer header is five-piece  
Optional Edges not available



#### BLAKELY

Butterscotch with Chocolate glaze  
Traditional Overlay  
Drawer header is slab  
□/FR/B  
Optional Edges A/D/F/H/M/Z



#### CASTLEBARRY

Cappuccino with Chocolate glaze  
Drawer header is slab  
R/□/5  
Optional Edges A/D/F/H/L/M



#### CORONA

Honey with Vanilla glaze  
Drawer header is five-piece  
Optional Edges not available



#### COVINGTON

Honey with Nickel glaze  
Drawer header is slab  
R/□/5  
Optional Edges A/D/F/H/L/M



#### HAMPTON

Butterscotch with Nickel glaze  
Drawer header is slab  
□/5  
Optional Edges A/D/F/L/M/Z



#### HANOVER

Caramel with Chocolate glaze  
Drawer header is slab  
□/5  
Optional Edges A/D/F/L/M/Z



#### HARBOR

Champagne with Nickel glaze  
Drawer header is slab  
R/□/5  
Optional Edges A/D/F/H/L/M



#### JUNEAU

Amber with Chocolate glaze  
Drawer header is five-piece  
Optional Edges not available



#### LAGUNA

Oregano  
Drawer header is slab  
□/5  
Optional Edges A/D/F/H/M/Z



#### LANCASTER

Butterscotch  
Drawer header is slab  
□/5  
Optional Edges A/D/F/H/M/Z



# MAPLE



**ALTAMONTE**  
Amber with Chocolate glaze  
Drawer header is five-piece  
Optional Edges not available



**ARLINGTON**  
Caramel with Chocolate glaze  
Drawer header is five-piece  
Optional Edges not available



**ASHFORD**  
Honey with Chocolate glaze  
Traditional Overlay  
Drawer header is slab  
**R/□/FR/B**  
Optional Edges **A/D/H/L/M/Z**



**AUBURN**  
Paprika  
Traditional Overlay  
Drawer header is slab  
**R/□/FR/B**  
Optional Edges **A/D/H/L/M/Z**



**AUGUSTA**  
Butterscotch with Chocolate glaze  
Drawer header is five-piece  
Optional Edges **A/D/F/H/L/M**



**AVENDALE**  
Cappuccino with Chocolate glaze and Cottage  
Drawer header is slab  
**R/□/5**  
Optional Edges **A/D/F/H/L/M**



**BONITA**  
Champagne  
Drawer header is slab  
**□/5**  
Optional Edges **A/D/F/H/M/Z**



**BRECKENRIDGE**  
Honey with Nickel glaze  
Drawer header is slab  
**R/□/5**  
Optional Edges **A/D/H/L/M/Z**



**BRIDGEPORT**  
Caramel  
Drawer header is slab  
**□/5**  
Optional Edges **A/D/F/H/M/Z**



**BRISBANE**  
Paprika with Chocolate glaze  
Drawer header is five-piece  
Optional Edges not available



**CALAIS**  
Amber with Chocolate glaze  
Drawer header is five-piece  
Optional Edges not available



**CARMEN**  
Honey  
Drawer header is five-piece  
Optional Edges not available



**FARMINGTON**  
Cappuccino  
Drawer header is slab  
**□/5**  
Optional Edges **A/D/F/H/M/Z**



**FULLERTON**  
Natural  
Drawer header is slab  
**□/5**  
Optional Edges **A/D/F/H/M/Z**



**GALLANT**  
Butterscotch with Chocolate glaze  
Drawer header is five-piece  
Optional Edges not available



**GEORGETOWN**  
Chestnut  
Drawer header is slab  
**R/□/5**  
Optional Edges **A/D/F/H/L/M**



**GLENDALE**  
Caramel  
Drawer header is five-piece  
Optional Edges not available



**GRIFFON**  
Chestnut  
Drawer header is five-piece  
Decorator Edge is standard  
Optional Edges **A/F/H/L/M/Z**



**HARMONY**  
Butterscotch  
Drawer header is slab  
**R/□/5**  
Optional Edges **A/D/F/H/L/M**



**HARRISON**  
Chestnut  
Drawer header is slab  
**□/5**  
Optional Edges **A/D/F/L/M/Z**



**HERITAGE**  
Caramel  
Drawer header is slab  
**R/□/5**  
Optional Edges **A/D/F/H/L/M**



**HUDSON**  
Caramel  
Drawer header is slab  
**□/5**  
Optional Edges **A/D/F/L/M/Z**



**HUNTINGFORD**  
Honey with Chocolate glaze  
Drawer header is slab  
**R/□/5**  
Optional Edges **A/D/F/H/L/M**



**JACKSONVILLE**  
Butterscotch  
Drawer header is five-piece  
Optional Edges not available



**MANHATTAN**  
Amber  
Drawer header is slab  
**□/5**  
Optional Edges **A/D/F/H/M/Z**



**MEDINA**  
Cappuccino  
Drawer header is slab  
**R/□/5**  
Optional Edges **A/D/F/H/L/M**



**MELBOURNE**  
Caramel with Latté glaze and Cottage  
Drawer header is slab  
**R/□/5**  
Optional Edges **A/D/F/H/L/M**



**MILAN**  
Natural with Chocolate glaze  
Drawer header is slab  
**□/5**  
Optional Edges **A/D/F/H/M/Z**



**MONROE**  
Honey  
Drawer header is slab  
Optional Edges **A/D/F/H/L/Z**



**PACIFICA**  
Butterscotch with Chocolate glaze  
Drawer header is five-piece  
Optional Edges not available



**PIEDMONT**  
Honey with Chocolate glaze  
Drawer header is five-piece  
Optional Edges not available



**PORTLAND**  
Chestnut  
Drawer header is slab  
Decorator Edge is standard  
□/5  
Optional Edges **A/F/H/L/M/Z**



**PRESCOTT**  
Honey with Latté glaze  
Drawer header is five-piece  
Optional Edges not available




**PRINCETON**  
Champagne with Latté glaze  
Drawer header is five-piece  
Optional Edges not available



**REGAL**  
Honey with Vanilla glaze  
Drawer header is five-piece  
Optional Edges not available



**RIDGEVILLE**  
Champagne  
Drawer header is slab  
**R/□/5**  
Optional Edges **A/D/F/H/M/Z**



**ROANOKE**  
Caramel  
Drawer header is slab  
**R/□/5**  
Optional Edges **A/D/F/H/M/Z**




**ROMAN**  
Caramel with Chocolate glaze  
Drawer header is five-piece  
Optional Edges not available



**ROSEVILLE**  
Champagne with Chocolate glaze  
Drawer header is slab  
**R/□/5**  
Optional Edges **A/D/F/H/M/Z**



**ROYALE**  
Butterscotch with Chocolate glaze  
Drawer header is slab  
**R/□/FR/B**  
Optional Edges **A/D/H/L/M/Z**



**SALEM**  
Butterscotch with Vanilla glaze  
Traditional Overlay  
Drawer header is slab  
**R/□/FR/B**  
Optional Edges **A/D/H/L/M/Z**



**SAN DIMAS**  
Cappuccino with Chocolate glaze  
Drawer header is five-piece  
Optional Edges not available



**SENECA**  
Amber  
Traditional Overlay  
Drawer header is slab  
**R/□/FR/B**  
Optional Edges **A/D/H/L/M/Z**



**SHERIDAN**  
Amber with Nickel glaze  
Drawer header is five-piece  
Optional Edges not available



**SONOMA**  
Amber with Chocolate glaze  
Drawer header is five-piece  
Optional Edges not available



**STOCKTON**  
Paprika with Chocolate glaze and  
Cottage  
Drawer header is slab  
**R/□/5**  
Optional Edges **A/D/H/L/M/Z**



**STRATFORD**  
Butterscotch with Chocolate glaze  
Drawer header is slab  
**R/□**  
Optional Edges **A/D/H/L/M/Z**



**SUNDANCE**  
Natural  
Drawer header is five-piece  
Optional Edges not available



**SYRACUSE**  
Caramel with Vanilla glaze  
Drawer header is five-piece  
Optional Edges not available



**TEMPO**  
Amber  
Drawer header is slab  
Optional Edges **A/D/F/H/M/Z**



**TUDOR**  
Caramel  
Traditional Overlay  
Drawer header is slab  
**R/□/FR/B**  
Optional Edges **A/D/H/L/M/Z**



**VERONA**  
Butterscotch with Nickel glaze  
Drawer header is five-piece  
Optional Edges not available



**WATERFALL**  
Caramel with Chocolate glaze  
Drawer header is slab  
**□/5**  
Optional Edges **A/D/F/H/M/Z**



**WAYNESVILLE**  
Caramel with Latté glaze  
Drawer header is slab  
**□/5**  
Optional Edges **A/D/F/H/M/Z**



**WESTERLY**  
Butterscotch with Chocolate glaze  
Drawer header is slab  
**□/5**  
Optional Edges **A/D/F/H/M/Z**



**WILLOWBROOK**  
Amber with Latté glaze  
Drawer header is slab  
Shown with optional Decorator Edge  
**R/□/5**  
Optional Edges **A/D/F/H/L/M**



**WINDHAM**  
Oregano with Chocolate glaze  
Drawer header is five-piece  
Optional Edges not available



**WINDSOR**  
Chestnut  
Drawer header is five-piece  
Optional Edges not available




**WOODFIELD**  
Caramel with Latté glaze  
Drawer header is five-piece  
Optional Edges not available



**WOOLRIDGE**  
Butterscotch  
Drawer header is slab  
**R/□/5**  
Optional Edges **A/D/F/H/L/M**



# MAPLE



Portland door style in Maple finished in Oatmeal

## OATMEAL *a specialty stain finish for Maple*

Oatmeal is a warm, distressed finish achieved by hand-applying Champagne stain and antiquing it with Chocolate glaze. Spattering is not applied. It's accented with **1. worn edges**, **2. rounded corners** and **3. light chain distressing**.

- Oatmeal is available on:
- Maple doors, pages 27-29
  - Maple Inset doors, pages 39-40

*This kitchen was created with the Portland door style in Maple finished in Oatmeal and standard slab drawer headers.*



### MAPLE STAINS & GLAZES

Chestnut		n/a	n/a	n/a	n/a
Paprika		n/a	n/a	n/a	
Cappuccino		n/a	n/a	n/a	
Caramel				n/a	
Butterscotch					
Oregano					
Honey					
Natural		n/a	n/a	n/a	
Amber		n/a			
Champagne		n/a			
	Stains	Vanilla Glaze	Latté Glaze	Nickel Glaze	Chocolate Glaze

## YOUR MAPLE CHOICES

- OPTIONS** *illustrated on pages 44-46*
- R Regent Profile    B Bevel Pulls    5 Five-Piece Drawer Header  
□ Furniture Pegs    FR Finger Routes
- Optional Edges**
- A Aero Edge    D Decorator Edge    L Lancaster Edge    Z Z2 Edge  
F F Edge    H Hudson Edge    M Monroe Edge
- FINISHES**
- The Maple stain and glaze palette is shown above.
- Maple doors can receive these Specialty Finishes:
- Cottage *illustrated on page 16*    Spattering *illustrated on page 16*  
Light Chain Distressing *illustrated on page 15*    Oatmeal *illustrated above left*  
Old World Distressing *illustrated on page 15*
- Maple doors can receive Custom Stain and Custom Stain with Glaze *See page 16*
- OVERLAY**
- Unless otherwise noted, all Maple doors have a Full International Overlay
- See page 44*

# QUARTER SAWN RED OAK



**FARMINGTON**  
Honey  
Drawer header is slab  
□/5  
Optional Edges A/D/F/H/M/Z



**TEMPO**  
Oregano with Chocolate glaze  
Drawer header is slab  
Optional Edges A/D/F/H/M/Z

## YOUR QUARTER SAWN RED OAK CHOICES

**OPTIONS** illustrated on pages 44-46

□ Furniture Pegs

5 Five-Piece Drawer Header

Optional Edges

A Aero Edge D Decorator Edge

L Lancaster Edge Z Z2 Edge

F F Edge H Hudson Edge

M Monroe Edge

## FINISHES

The Quarter Sawn Red Oak stain and glaze palette is shown at right.

Quarter Sawn Red Oak doors can receive these

Specialty Finishes:

Cottage illustrated on page 16

Light Chain Distressing illustrated on page 15

Licorice illustrated at right

Spattering illustrated on page 16

Quarter Sawn Red Oak doors can receive Custom Stain and Custom Stain with Glaze See page 16

## OVERLAY

All Quarter Sawn Red Oak doors have a Full International Overlay See page 44



This family room was created with the Tempo door style in Quarter Sawn Red Oak finished in Chestnut.

## QUARTER SAWN RED OAK STAIN PALETTE

Java		n/a
Chestnut		n/a
Paprika		
Nutmeg		
Cappuccino		
Toffee		
Oregano		
Honey		
Harvest		
Natural		
Champagne		

Stains

Chocolate Glaze

## LICORICE

Licorice is Black Tinted Varnish finish rubbed to expose worn edges and rounded corners. Licorice includes light chain distressing. Nickel glaze is applied to accent the door profiles.

Licorice is available on

Red Oak doors, pages 33-34

Quarter Sawn Red Oak Inset doors, pages 39-40

Quarter Sawn Red Oak doors, at left



1. worn edges

2. rounded corners

3. light chain distressing

Accord door style in Red Oak finished in Licorice  
Shown with optional Decorator Edge



This bar area was created with the Hudson door style in Red Oak finished in Licorice and standard slab drawer headers.



# RED OAK

## TINTED VARNISH & TINTED VARNISH WITH GLAZE

Tinted Varnish on Red Oak mimics a painted look, yet allows the graining to show. Adding glaze lends character and a vintage appeal.

The Red Oak Tinted Varnish and Tinted Varnish with Glaze palette is shown at right. Tinted Varnish and Tinted Varnish with Glaze is available on

Red Oak doors, pages 33-34

Quarter Sawn Red Oak doors, page 31

Quarter Sawn Red Oak inset doors, pages 39-40

Any Tinted Varnish with Glaze combination can receive Cottage, a Specialty Finish illustrated below.


## COTTAGE

Cottage is created by sanding through the finish to expose **1. worn edges** and **2. rounded corners**. Adding glaze brings out the wood's unique texture. **3. Light chain distressing** is optional. A protective topcoat completes the look.

Any Tinted Varnish with Glaze combination on Red Oak can receive Cottage. The palette is shown at right. Cottage is available on

Red Oak doors, pages 33-34

Quarter Sawn Red Oak Inset doors, pages 39-40



Augusta door style in Red Oak finished in Mushroom with Latté glaze and Cottage

## YOUR RED OAK CHOICES

**OPTIONS** illustrated on pages 44-46

R Regent Profile B Bevel Pulls FR Finger Routes

□ Furniture Pegs 5 Five-Piece Drawer Header

Optional Edges

A Aero Edge D Decorator Edge F F Edge

H Hudson Edge L Lancaster Edge M Monroe Edge

Z Z2 Edge

## FINISHES

The Red Oak doors shown on pages 33-34 can receive:

Tinted Varnish and Tinted Varnish with Glaze palette is shown at right

Cottage illustrated above

Licorice illustrated on page 31

Custom Tinted Varnish and Custom Tinted Varnish with Glaze See page 16

## OVERLAY

Unless otherwise noted, Red Oak doors have a Full

International Overlay See page 44

## RED OAK TINTED VARNISH PALETTE

	Tinted Varnish	Vanilla Glaze	Latté Glaze	Bronze Glaze	Nickel Glaze	Chocolate Glaze
Black		n/a	n/a	n/a	n/a	n/a
Royal Blue		n/a	n/a		n/a	
English Ivy		n/a	n/a		n/a	
Daiquiri						
Egg nog						
Macadamia		n/a				
Marshmallow Cream		n/a				
White		n/a				
Buttercream		n/a				
Ivory Cream		n/a				
Aegean Mist					n/a	
Pearl		n/a				
Mushroom		n/a				
Moss Green		n/a				



**ACCORD**  
Marshmallow Cream with Latté glaze  
and Cottage  
Drawer header is slab  
**R/□/5**  
Optional Edges **A/D/F/H/L/M**



**AERO**  
Daiquiri  
Drawer header is slab  
Optional Edges **D/F/H/L/M/Z**



**ALITE**  
Buttercream  
Traditional Overlay  
Drawer header is slab  
**R/□/FR/B**  
Optional Edges **A/D/H/L/M/Z**



**ASHFORD**  
Aegean Mist with Chocolate glaze  
Traditional Overlay  
Drawer header is slab  
**R/□/FR/B**  
Optional Edges **A/D/H/L/M/Z**



**AUBURN**  
White with Nickel glaze  
Traditional Overlay  
Drawer header is slab  
**R/□/FR/B**  
Optional Edges **A/D/H/L/M/Z**



**AUGUSTA**  
Mushroom with Latté glaze and Cottage  
Drawer header is five-piece  
Optional Edges **A/D/F/H/L/M**



**BRIDGEPORT**  
Ivory Cream with Latté glaze  
Drawer header is slab  
**□/5**  
Optional Edges **A/D/F/H/M/Z**



**BRISBANE**  
Buttercream with Latté glaze  
Drawer header is five-piece  
Optional Edges not available



**CARMEN**  
Buttercream with Bronze glaze  
Drawer header is five-piece  
Optional Edges not available



**CASTLEBARRY**  
Buttercream with Nickel glaze and  
Cottage  
Drawer header is slab  
**R/□/5**  
Optional Edges **A/D/F/H/L/M**



**COVINGTON**  
Aegean Mist with Vanilla glaze  
Drawer header is slab  
**R/□/5**  
Optional Edges **A/D/F/H/L/M**



**FARMINGTON**  
Ivory Cream with Bronze glaze  
Drawer header is slab  
**□/5**  
Optional Edges **A/D/F/H/M/Z**



**HARMONY**  
White with Nickel glaze  
Drawer header is slab  
**R/□/5**  
Optional Edges **A/D/F/H/L/M**



**HARRISON**  
White with Chocolate glaze  
Drawer header is slab  
**□/5**  
Optional Edges **A/D/F/L/M/Z**



**HERITAGE**  
Mushroom with Latté glaze  
Drawer header is slab  
**R/□/5**  
Optional Edges **A/D/F/H/L/M**



**HUDSON**  
Macadamia with Latté glaze  
Drawer header is slab  
**□/5**  
Optional Edges **A/D/F/L/M/Z**



**HUNTINGFORD**  
Pearl with Latté glaze and Cottage  
Drawer header is slab  
**R/□/5**  
Optional Edges **A/D/F/H/L/M**



**JACKSONVILLE**  
Daiquiri with Latté glaze  
Drawer header is five-piece  
Optional Edges not available



**MILAN**  
Moss Green with Chocolate glaze  
Drawer header is five-piece  
**□/5**  
Optional Edges **A/D/F/H/M/Z**



**MONROE**  
Royal Blue with Chocolate glaze  
Drawer header is slab  
Optional Edges **A/D/F/H/L/Z**



**PACIFICA**  
White with Latté glaze  
Drawer header is five-piece  
Optional Edges not available



**PIEDMONT**  
Royal Blue with Bronze glaze  
Drawer header is five-piece  
Optional Edges not available



**PORTLAND**  
Buttercream with Chocolate glaze and Cottage  
Drawer header is slab  
Decorator Edge is standard  
**□/5**  
Optional Edges **A/F/H/L/M/Z**



**REGAL**  
Marshmallow Cream with Nickel glaze  
Drawer header is five-piece  
Optional Edges not available



**SAN DIMAS**  
Moss Green with Latté glaze  
Drawer header is five-piece  
Optional Edges not available



**SENECA**  
White with Nickel glaze  
Traditional Overlay  
Drawer header is slab  
**R/□/FR/B**  
Optional Edges **A/D/H/L/M/Z**



**STOCKTON**  
White with Latté glaze  
Drawer header is slab  
**R/□/5**  
Optional Edges **A/D/H/L/M/Z**



**STRATFORD**  
Ivory Cream with Chocolate glaze  
Drawer header is slab  
**R/□**  
Optional Edges **A/D/H/L/M/Z**



**SUNDANCE**  
White with Bronze glaze  
Drawer header is five-piece  
Optional Edges not available



**TEMPO**  
Ivory Cream  
Drawer header is slab  
Optional Edges **A/D/F/H/M/Z**



# RED OAK



**AVENDALE**  
Aegean Mist with Bronze glaze  
Drawer header is slab  
R/□/5  
Optional Edges **A/D/F/H/L/M**



**BEDFORD**  
Moss Green with Nickel glaze  
Traditional Overlay  
Drawer header is slab  
□/FR/B  
Optional Edges **A/D/F/H/M/Z**



**BETHANY**  
Daiquiri with Bronze glaze  
Drawer header is five-piece  
Optional Edges not available



**BLAKELY**  
Mushroom with Chocolate glaze  
Traditional Overlay  
Drawer header is slab  
□/FR/B  
Optional Edges **A/D/F/H/M/Z**



**BONITA**  
Eggnog  
Drawer header is slab  
□/5  
Optional Edges **A/D/F/H/M/Z**



**BRECKENRIDGE**  
Buttercream with Bronze glaze  
Drawer header is slab  
R/□/5  
Optional Edges **A/D/H/L/M/Z**



**FULLERTON**  
Moss Green with Bronze glaze  
Drawer header is slab  
□/5  
Optional Edges **A/D/F/H/M/Z**



**GEORGETOWN**  
Ivory Cream with Nickel glaze and  
Cottage  
Drawer header is slab  
R/□/5  
Optional Edges **A/D/F/H/L/M**



**GRIFFON**  
Aegean Mist with Latté glaze  
Drawer header is five-piece  
Decorator Edge is standard  
Optional Edges **A/F/H/L/M/Z**



**HAMPTON**  
Daiquiri with Nickel glaze  
Drawer header is slab  
□/5  
Optional Edges **A/D/F/L/M/Z**



**HANOVER**  
White with Chocolate glaze and Cottage  
Drawer header is slab  
□/5  
Optional Edges **A/D/F/L/M/Z**



**HARBOR**  
Marshmallow Cream with Nickel glaze  
Drawer header is slab  
R/□/5  
Optional Edges **A/D/F/H/L/M**



**JUNEAU**  
Aegean Mist  
Drawer header is five-piece  
Optional Edges not available



**LAGUNA**  
Eggnog with Bronze glaze  
Drawer header is slab  
□/5  
Optional Edges **A/D/F/H/M/Z**



**LANCASTER**  
Macadamia with Chocolate glaze  
Drawer header is slab  
□/5  
Optional Edges **A/D/F/H/M/Z**



**MANHATTAN**  
Macadamia  
Drawer header is slab  
□/5  
Optional Edges **A/D/F/H/M/Z**



**MEDINA**  
Mushroom with Chocolate glaze  
Drawer header is slab  
R/□/5  
Optional Edges **A/D/F/H/L/M**



**MELBOURNE**  
Macadamia with Latté glaze  
Drawer header is slab  
R/□  
Optional Edges **A/D/F/H/L/M**



**RIDGEVILLE**  
Eggnog with Latté glaze  
Drawer header is slab  
R/□/5  
Optional Edges **A/D/F/H/M/Z**



**ROANOKE**  
Marshmallow Cream with Chocolate glaze  
Drawer header is slab  
R/□/5  
Optional Edges **A/D/F/H/M/Z**



**ROMAN**  
Aegean Mist with Latté glaze  
Drawer header is five-piece  
Optional Edges not available



**ROSEVILLE**  
Ivory Cream with Latté glaze  
Drawer header is slab  
R/□/5  
Optional Edges **A/D/F/H/M/Z**



**ROYALE**  
Mushroom with Nickel glaze  
Drawer header is slab  
R/□/FR/B  
Optional Edges **A/D/H/L/M/Z**



**SALEM**  
Eggnog with Vanilla glaze  
Traditional Overlay  
Drawer header is slab  
R/□/FR/B  
Optional Edges **A/D/H/L/M/Z**



**TUDOR**  
English Ivy with Chocolate glaze  
Traditional Overlay  
Drawer header is slab  
R/□/FR/B  
Optional Edges **A/D/H/L/M/Z**



**WATERFALL**  
Buttercream with Chocolate glaze  
Drawer header is slab  
□/5  
Optional Edges **A/D/F/H/M/Z**



**WAYNESVILLE**  
Aegean Mist with Latté glaze  
Drawer header is slab  
□/5  
Optional Edges **A/D/F/H/M/Z**



**WESTERLY**  
White with Latté glaze  
Drawer header is slab  
□/5  
Optional Edges **A/D/F/H/M/Z**



**WILLOWBROOK**  
Buttercream  
Drawer header is slab  
R/□/5  
Optional Edges **A/D/F/H/L/M**



**WOOLRIDGE**  
Eggnog with Vanilla glaze and  
Cottage  
Drawer header is slab  
R/□/5  
Optional Edges **A/D/F/H/L/M**

**ACCORD**

Harvest with Chocolate glaze  
Drawer header is slab  
**R/□/5**  
Optional Edges **A/D/F/H/L/M**

**AERO**

Java  
Drawer header is slab  
Optional Edges **D/F/H/L/M/Z**

**ALITE**

Chestnut  
Traditional Overlay  
Drawer header is slab  
**R/□/FR/B**  
Optional Edges **A/D/H/L/M/Z**

**ASHFORD**

Cappuccino  
Traditional Overlay  
Drawer header is slab  
**R/□/FR/B**  
Optional Edges **A/D/H/L/M/Z**

**AUBURN**

Java  
Traditional Overlay  
Drawer header is slab  
**R/□/FR/B**  
Optional Edges **A/D/H/L/M/Z**

**AUGUSTA**

Java  
Drawer header is five-piece  
Optional Edges **A/D/F/H/L/M**

**BRIDGEPORT**

Champagne  
Drawer header is slab  
**□/5**  
Optional Edges **A/D/F/H/M/Z**

**BRISBANE**

Champagne  
Drawer header is five-piece  
Optional Edges not available

**CARMEN**

Paprika  
Drawer header is five-piece  
Optional Edges not available

**CASTLEBARRY**

Nutmeg with Chocolate glaze  
Drawer header is slab  
**R/□/5**  
Optional Edges **A/D/F/H/L/M**

**COVINGTON**

Cappuccino with Chocolate glaze  
Drawer header is slab  
**R/□/5**  
Optional Edges **A/D/F/H/L/M**

**FARMINGTON**

Oregano  
Drawer header is slab  
**□/5**  
Optional Edges **A/D/F/H/M/Z**

**HARMONY**

Brittany  
Drawer header is slab  
**R/□/5**  
Optional Edges **A/D/F/H/L/M**

**HARRISON**

Nutmeg with Chocolate glaze  
Drawer header is slab  
**□/5**  
Optional Edges **A/D/F/L/M/Z**

**HERITAGE**

Nutmeg with Chocolate glaze and Cottage  
Drawer header is slab  
**R/□/5**  
Optional Edges **A/D/F/H/L/M**

**HUDSON**

Nutmeg  
Drawer header is slab  
**□/5**  
Optional Edges **A/D/F/L/M/Z**

**HUNTINGFORD**

Natural  
Drawer header is slab  
**R/□/5**  
Optional Edges **A/D/F/H/L/M**

**JACKSONVILLE**

Honey  
Drawer header is five-piece  
Optional Edges not available



# RED OAK

*This kitchen was created with the Milan door style in Red Oak finished in Java and standard slab drawer headers.*



**AVENDALE**  
Honey with Chocolate glaze and Cottage  
Drawer header is slab  
R/□/5  
Optional Edges A/D/F/H/L/M



**BEDFORD**  
Natural with Chocolate glaze  
Traditional Overlay  
Drawer header is slab  
□/FR/B  
Optional Edges A/D/F/H/M/Z



**BETHANY**  
Paprika with Chocolate glaze  
Drawer header is five-piece  
Optional Edges not available



**BLAKELY**  
Natural  
Traditional Overlay  
Drawer header is slab  
□/FR/B  
Optional Edges A/D/F/H/M/Z



**BONITA**  
Champagne with Chocolate glaze and  
Cottage  
Drawer header is slab  
□/5  
Optional Edges A/D/F/H/M/Z



**BRECKENRIDGE**  
Natural with Chocolate glaze  
Drawer header is slab  
R/□/5  
Optional Edges A/D/H/L/M/Z



**FULLERTON**  
Oregano with Chocolate glaze and  
Cottage  
Drawer header is slab  
□/5  
Optional Edges A/D/F/H/M/Z



**GEORGETOWN**  
Harvest  
Drawer header is slab  
R/□/5  
Optional Edges A/D/F/H/L/M



**GRIFFON**  
Paprika  
Drawer header is five-piece  
Decorator Edge is standard  
Optional Edges A/F/H/L/M/Z



**HAMPTON**  
Toffee with Chocolate glaze  
Drawer header is slab  
□/5  
Optional Edges A/D/F/L/M/Z



**HANOVER**  
Oregano with Chocolate glaze  
Drawer header is slab  
□/5  
Optional Edges A/D/F/L/M/Z



**HARBOR**  
Honey with Chocolate glaze  
Drawer header is slab  
R/□/5  
Optional Edges A/D/F/H/L/M



**JUNEAU**  
Cappuccino  
Drawer header is five-piece  
Optional Edges not available



**LAGUNA**  
Oregano  
Drawer header is slab  
□/5  
Optional Edges A/D/F/H/M/Z



**LANCASTER**  
Honey  
Drawer header is slab  
□/5  
Optional Edges A/D/F/H/M/Z




**MANHATTAN**  
Natural  
Drawer header is slab  
□/5  
Optional Edges A/D/F/H/M/Z




**MEDINA**  
Harvest  
Drawer header is slab  
R/□/5  
Optional Edges A/D/F/H/L/M



**MELBOURNE**  
Nutmeg with Chocolate glaze  
Drawer header is slab  
R/□/5  
Optional Edges A/D/F/H/L/M

**MILAN**

Cappuccino  
Drawer header is slab  
□/5  
Optional Edges **A/D/F/H/M/Z**

**MONROE**

Harvest with Chocolate glaze  
Drawer header is slab  
Optional Edges **A/D/F/H/L/Z**

**PACIFICA**

Harvest  
Drawer header is five-piece  
Optional Edges not available

**PIEDMONT**

Oregano with Chocolate glaze  
Drawer header is five-piece  
Optional Edges not available

**PORTLAND**

Chestnut  
Drawer header is slab  
Decorator Edge is standard  
□/5  
Optional Edges **A/F/H/L/M/Z**

**REGAL**

Toffee  
Drawer header is five-piece  
Optional Edges not available

**RIDGEVILLE**

Oregano with Chocolate glaze  
Drawer header is slab  
R/□/5  
Optional Edges **A/D/F/H/M/Z**

**ROANOKE**

Toffee with Chocolate glaze  
Drawer header is slab  
R/□/5  
Optional Edges **A/D/F/H/M/Z**

**ROMAN**

Paprika with Chocolate glaze  
Drawer header is five-piece  
Optional Edges not available

**ROSEVILLE**

Honey with Chocolate glaze  
Drawer header is slab  
R/□/5  
Optional Edges **A/D/F/H/M/Z**

**ROYALE**

Toffee with Chocolate glaze  
Drawer header is slab  
R/□/FR/B  
Optional Edges **A/D/H/L/M/Z**

**SALEM**

Nutmeg with Chocolate glaze  
Traditional Overlay  
Drawer header is slab  
R/□/FR/B  
Optional Edges **A/D/H/L/M/Z**

**SAN DIMAS**

Honey with Chocolate glaze  
Drawer header is five-piece  
Optional Edges not available

**SENECA**

Cappuccino with Chocolate glaze  
Traditional Overlay  
Drawer header is slab  
R/□/FR/B  
Optional Edges **A/D/H/L/M/Z**

**STOCKTON**

Java  
Drawer header is slab  
R/□/5  
Optional Edges **A/D/H/L/M/Z**

**STRATFORD**

Honey with Chocolate glaze  
Drawer header is slab  
R/□/5  
Optional Edges **A/D/H/L/M/Z**

**SUNDANCE**

Java  
Drawer header is five-piece  
Optional Edges not available

**TEMPO**

Natural  
Drawer header is slab  
Optional Edges **A/D/F/H/M/Z**

**TUDOR**

Chestnut  
Traditional Overlay  
Drawer header is slab  
R/□/FR/B  
Optional Edges **A/D/H/L/M/Z**

**WATERFALL**

Harvest  
Drawer header is slab  
□/5  
Optional Edges **A/D/F/H/M/Z**

**WAYNESVILLE**

Natural  
Drawer header is slab  
□/5  
Optional Edges **A/D/F/H/M/Z**

**WESTERLY**

Nutmeg  
Drawer header is slab  
□/5  
Optional Edges **A/D/F/H/M/Z**

**WILLOWBROOK**

Natural with Chocolate glaze  
Drawer header is slab  
R/□/5  
Optional Edges **A/D/F/H/L/M**













**WOOLRIDGE**

Harvest  
Drawer header is slab  
R/□/5  
Optional Edges **A/D/F/H/L/M**



# RED OAK

## RED OAK STAIN PALETTE

Java		n/a
Chestnut		n/a
Paprika		
Nutmeg		
Cappuccino		
Toffee		
Oregano		
Honey		
Harvest		
Natural		
Champagne		
	Stains	Chocolate Glaze



This kitchen was created with the Milan door style in Red Oak finished in Java and standard slab drawer headers.

## YOUR RED OAK CHOICES

### OPTIONS *illustrated on pages 44-46*

- |    |                |   |                          |
|----|----------------|---|--------------------------|
| R  | Regent Profile | B | Bevel Pulls              |
| □  | Furniture Pegs | 5 | Five-Piece Drawer Header |
| FR | Finger Routes  |   |                          |

### Optional Edges

- |   |           |   |                |   |                |
|---|-----------|---|----------------|---|----------------|
| A | Aero Edge | D | Decorator Edge | L | Lancaster Edge |
| F | F Edge    | H | Hudson Edge    | M | Monroe Edge    |
| Z | Z2 Edge   |   |                |   |                |

### FINISHES

The Red Oak stain and glaze palette is shown above.

Red Oak doors can receive these Specialty Finishes:

Cottage *illustrated on page 16*

Light Chain Distressing *illustrated on page 15*

Licorice *illustrated on page 31*

Spattering *illustrated on page 16*

Red Oak doors can receive Custom Stain and Custom Stain with Glaze *See page 16*

### OVERLAY

Unless otherwise noted, Red Oak doors have a Full International Overlay *See page 44*

FINIAL HINGE OPTIONS  
*Concealed hinges are also available.*



*Oil Rubbed Bronze*

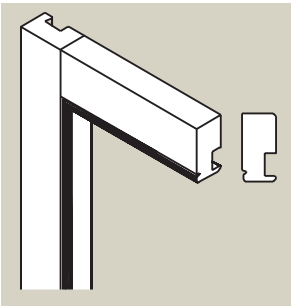


*Satin Nickel*

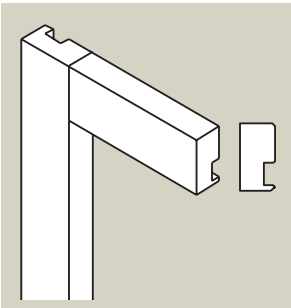


*Wrought Iron*

FACE FRAME OPTIONS



**BEADED INSET FACE FRAME**  
Openings of face frame feature a bead



**FLUSH INSET FACE FRAME**  
Openings of face frame are square

ALEXANDRIA



Alexandria door style in Cherry finished in Brittany  
Shown in Beaded Inset with optional five-piece drawer header  
□/5  
Optional Edges not available



Alexandria door style in Quarter Sawn Red Oak finished in Oregano with Chocolate glaze  
Shown in Beaded Inset with optional five-piece drawer header  
□/5  
Optional Edges not available

DANBURG



Danburg door style in Alder finished in Butterscotch with Chocolate glaze and Old World Distressing  
Shown in Beaded Inset with optional five-piece drawer header  
□/5  
Optional Edges not available



Danburg door style in Rustic Alder finished in Cappuccino  
Shown in Flush Inset  
□/5  
Optional Edges not available

KINGSBERRY



Kingsberry door style in Rustic Alder finished in Chestnut with Ebony glaze  
Shown in Beaded Inset with optional Profiled drawer header  
P/□/5  
Optional Edges not available



Kingsberry door style in Alder finished in Rattan with Chocolate glaze  
Shown in Flush Inset  
P/□/5  
Optional Edges not available

KNOTTINGHAM



Knottingham door style in Alder finished in Toffee with Chocolate glaze and Old World Distressing  
Shown in Flush Inset with optional five-piece drawer header  
□/5  
Optional Edges not available



Knottingham door style in Rustic Alder finished in Natural with Chocolate glaze  
Shown in Beaded Inset  
□/5  
Optional Edges not available

LAFOREST



Laforest door style in Cherry finished in Natural  
Shown in Beaded Inset with optional Profiled drawer header  
P/□/5  
Optional Edges not available



Laforest door style in Maple finished in White  
Shown in Flush Inset with optional five-piece drawer header  
P/□/5  
Optional Edges not available

MACKAY



Mackay door style in Quarter Sawn Red Oak finished in Paprika with Chocolate glaze  
Shown in Flush Inset  
□/5  
Optional Edges not available



Mackay door style in Rustic Alder finished in Harvest with Ebony glaze  
Shown in Beaded Inset with optional five-piece drawer header  
□/5  
Optional Edges not available



# INSET CABINETRY

## DEWITT



DeWitt door style in Alder finished in Oregon with Chocolate glaze  
Shown in Beaded Inset with optional five-piece drawer header  
□/5  
Optional Edges not available



DeWitt door style in Rustic Alder finished in Toffee with Chocolate glaze  
Shown in Flush Inset  
□/5  
Optional Edges not available

## FAIRHAVEN




Fairhaven door style in Quarter Sawn Red Oak finished in Natural  
Shown in Flush Inset  
□/5  
Optional Edges not available



Fairhaven door style in Maple finished in Eggnog  
Shown in Flush Inset with optional five-piece drawer header  
□/5  
Optional Edges not available

## LAFAYETTE




Lafayette door style in Cherry finished in Chateaux Brittany  
Shown in Flush Inset  
□/5  
Optional Edges not available



Lafayette door style in Quarter Sawn Red Oak finished in Harvest with Chocolate glaze  
Shown in Beaded Inset with optional five-piece drawer header  
□/5  
Optional Edges not available

## LAFONTAINE



Lafontaine door style in Quarter Sawn Red Oak finished in Chestnut  
Shown in Flush Inset with optional five-piece drawer header  
□/5  
Optional Edges not available



Lafontaine door style in Maple finished in Natural  
Shown in Beaded Inset with optional five-piece drawer header  
□/5  
Optional Edges not available

## ALL THE POSSIBILITIES

All inset door styles are available in Alder, Rustic Alder, Cherry, Maple and Quarter Sawn Red Oak.

### OPTIONS

- P Profiled Drawer Header *illustrated at right*
- 5 Five-Piece Drawer Header *illustrated above*
- Furniture Pegs *illustrated on pages 44*

### STAIN PALETTES

Alder & Rustic Alder, page 7  
Cherry, page 5  
Maple, page 30  
Quarter Sawn Red Oak, page 31

### TINTED VARNISH PALETTES

Maple, page 17  
Quarter Sawn Red Oak, page 32

### SPECIALTY FINISHES

Amaretto for Maple, page 21  
Bordeaux for Maple, page 21  
Chateaux for Cherry, page 4  
Cottage on stains for Alder, Cherry, Maple and Quarter Sawn Red Oak, page 16  
Cottage on Tinted Varnish for Maple and Quarter Sawn Red Oak, pages 22, 32  
Licorice for Maple and Quarter Sawn Red Oak, pages 21, 31  
Linen for Maple, page 21  
Oatmeal for Maple, page 30  
Old World Distressing on stains for Alder, Cherry and Maple, page 15  
Old World Distressing on Tinted Varnish for Maple, page 22  
Villa for Maple, page 21



### PROFILED DRAWER HEADER

This option adds detail to the profile of solid-wood inset drawer headers and provides contours for additional glaze hang up. This option is available on the Kingsberry and Laforest inset door styles.

*This kitchen was created with the Laforest inset door style in Cherry finished in Nutmeg with optional five-piece drawer headers.*



*If you're looking for something different, something a little wild, ask about Exotic Veneers from StarMark Cabinetry.*



*This office was created with Bamboo Exotic Veneer and standard slab drawer headers.*



# EXOTIC VENEERS



*This kitchen was created with Rosewood Exotic Veneer and standard slab drawer headers.*

# WHAT TO EXPECT FROM YOUR SPECIE & FINISH SELECTION

## STANDARD FINISHES

- Are you ordering a Stain?**  
☐ Do you want spattering?   ☐ Do you want distressing?
- Are you ordering a Stain with Glaze?**  
☐ Do you want spattering?   ☐ Do you want distressing?
- Are you ordering a Stain with Glaze and Cottage?**  
☐ Do you want spattering?   ☐ Do you want distressing?
- Are you ordering a Tinted Varnish?**  
☐ Do you want distressing?
- Are you ordering a Tinted Varnish with Glaze?**  
☐ Do you want distressing?
- Are you ordering a Tinted Varnish with Glaze and Cottage?**  
☐ Do you want distressing?

Always review all finish characteristics.	SPECIALTY FINISHES							
	Amaretto	Bordeaux	Licorice	Linon	Osmeal	Villa	Chateau	Old World Distressing
<b>Standard Characteristics</b>								
Furniture Finish Sheen	•	•	•	•	•	•	•	•
Distressing	•	•	•	•	•	•	•	•
Rounded Corners	•	•	•	•	•	•	•	•
Worn Edges on center panel	•	•	•	•	•	•	•	•
Rub Through on Flat Surfaces	•	•						
Worm Holes							•	•
Rasping							•	•
Dips							•	•
Knife Cuts							•	•
Speckling			•				•	
Padding							•	
Specialty Finishes have characteristics that cannot be captured on a color chip, so color chips are not available in Amaretto, Bordeaux, Chateau, Cottage, Licorice, Linon, Osmeal, Old World Distressing and Villa. Please request a door sample to view these unique, beautiful finishes.								

Distressing Available	CUSTOM FINISHES			
	Custom Stain	Custom Stain with Glaze	Custom Tinted Varnish	Custom Tinted Varnish with Glaze
No Distressing	•	•	•	•
Bundled distressing treatments				
Cottage without light chain distressing	•	•	•	•
Cottage with light chain distressing	•	•	•	•
Old World Distressing	•	•	•	•
à la carte distressing				
Brush stroke (as seen in Villa)			•	•
Dips	•	•	•	•
Knife cuts	•	•	•	•
Light chain distressing	•	•	•	•
Padding (as seen in Chateau)	•	•	•	•
Rasping	•	•	•	•
Rounded Corners	•	•	•	•
Rub through on flat surfaces	•	•	•	•
Spattering	•	•	•	•
Speckling (with Latte glaze, as seen in Linon)	•	•	•	•
Speckling (dark brown, as seen in Chateau)	•	•	•	•
Worm holes	•	•	•	•
Worn edges on center panel	•	•	•	•

## Specie Characteristics

**ALDER** is a softer wood with a fine straight grain and even texture. Color is light brown with yellow or reddish tinge, with little difference between heartwood and sapwood. Alder does not evolve in color or darken when exposed to light or heat as other woods do, and takes stains and finishes well. More than some of the other woods, care must be taken to avoid damage due to its softer nature. Some small tight knots can be found with standard Alder.

**CHERRY** displays a distinctive grain pattern and warm color, ranging from nearly white to dark reddish brown. Dark pockets, pin knots, and random streaks are common. More than most woods, Cherry will darken when exposed to light, especially in light stains. The more sun Cherry receives, the faster it will darken. This will be most evident in new wood and will slow as it ages.

**MAPLE** is a versatile hardwood with a fine, smooth grain, varying in color from nearly white to a slightly reddish brown. Mineral or sugar streaks occur naturally in Maple and can vary from piece to piece. Variations will be more noticeable in lighter stains.

**HICKORY** is a heavy, strong wood known for flowing, vibrant grain patterns and dramatic color variations. Hickory can also exhibit random pecks, burls, and mineral streaks. Hickory's color ranges across a wide spectrum, from nearly white to dark brown.

**LYPTUS** is a hard, fine-grain hardwood with a rich, warm tone. A darker finish palette minimizes the natural color variation, which can be extreme. More than most woods, Lyptus mellows and darkens with exposure to light.

**RED OAK** is a strong wood with a long linear grain, often displaying tiny rays. You may notice small pinholes and tight knots. Color will range from golden blonde to deeper reddish tones. This cut of Red Oak is known as flat sawn.

**QUARTER SAWN RED OAK** is milled at an angle of 60 to 90 degrees from the grain, allowing rays and flecks to become visible, giving the wood a unique, often vintage, character and dimension.

**RUSTIC ALDER, RUSTIC CHERRY and RUSTIC HICKORY** refers to the Rustic versions of these species, and is characterized by knots, burls and mineral streaks found on center panels, stiles and rails of the door, and on the drawer headers, which could impact hardware placement. Knots will be sound and will be closed, but certain angles could show light through the knots. Glazing rustic species will enhance these unique characteristics.

The grain of StarMark Cabinetry's exotic veneers—**BAMBOO, ROSEWOOD, WENGE**—runs horizontally, not vertically.

Invest with confidence

StarMark Cabinetry's construction, materials and all finishes are covered by a Limited Lifetime Warranty.






# DRAWER&DOOR OPTIONS



## FURNITURE PEGS

This option gives rustic character to doors and drawers. A 5/16" square wooden peg is driven into a 3/8" diameter drill hole. The gaps between the peg and the hole are visible and are not filled. Single and double pegs (illustrated above) are available.

Look for this symbol  under doors pictured on pages 1-40.



## ABOUT OVERLAYS

Overlay doors will have one of two styles:

- Full International
- Traditional

A Full International door style will show less of the cabinet's face frame than a Traditional door style. A Traditional door style shows the most of the cabinet's face frame.

Many door styles can receive a variety of edges. Maybe you've found a door that you love, and you want to tweak it a bit. One place to start is the outside edges of a door. Below we've illustrated what is meant by the outside edges of a door, and how each edge looks.

Look for a listing of optional edges under doors pictured on pages 1-37.



## REGENT PROFILE

The Regent Profile has three graduated steps ascending to the center of the drawer header front, adding dimension and detailing for minimal cost.


Look for this symbol R under doors pictured on pages 1-37.



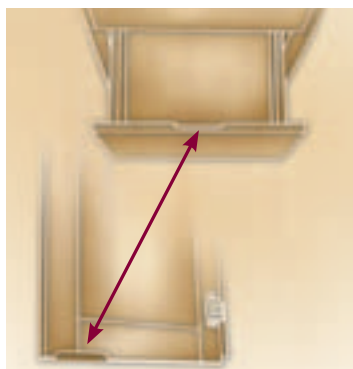
## INSERT DRAWERS

Shown above with clear glass inserts. Shown below with metal inserts.

Insert options are shown on pages 49-50.



## NO HARDWARE NEEDED.



## BEVEL PULLS

When hardware pulls and handles are not wanted, the top or bottom edges of drawer headers and doors may be beveled all along the edge to provide a spot for fingers to grab and pull open.

Look for this symbol B under doors pictured on pages 1-37.

## FINGER ROUTES

Finger routes are small indentations added to door and drawer header edges.

Look for this symbol FR under doors pictured on pages 1-37.



## VEGETABLE STORAGE DRAWER HEADER

Shown above with clear glass.

Insert options are shown on pages 49-50.

# DRAWER OPTIONS

*a five-piece drawer header*



creates detailing  
and interest.  
There is more  
glaze hang-up.

Look for this symbol "5" under doors pictured on pages 1-37.



**ACCORD**  
optional five-piece  
drawer header



**AVENDALE**  
optional five-piece  
drawer header



**BONITA**  
optional five-piece  
drawer header




**CASTLEBARRY**  
optional five-piece  
drawer header



**COVINGTON**  
optional five-piece  
drawer header



**FARMINGTON**  
optional five-piece  
drawer header



**FULLERTON**  
optional five-piece  
drawer header



**GEORGETOWN**  
optional five-piece  
drawer header




**HAMPTON**  
optional five-piece  
drawer header



**HANOVER**  
optional five-piece  
drawer header



**HARBOR**  
optional five-piece  
drawer header



**HERITAGE**  
optional five-piece  
drawer header



**HUDSON**  
optional five-piece  
drawer header



**HUNTINGFORD**  
optional five-piece  
drawer header



**LAGUNA**  
optional five-piece  
drawer header



**LANCASTER**  
optional five-piece  
drawer header



**MANHATTAN**  
optional five-piece  
drawer header



**MEDINA**  
optional five-piece  
drawer header



**MELBOURNE**  
optional five-piece  
drawer header



**RIDGEVILLE**  
optional five-piece  
drawer header



**ROANOKE**  
optional five-piece  
drawer header



**ROSEVILLE**  
optional five-piece  
drawer header



**STOCKTON**  
optional five-piece  
drawer header



**STRATFORD**  
optional five-piece  
drawer header



**WATERFALL**  
optional five-piece  
drawer header



**WAYNESVILLE**  
optional five-piece  
drawer header




**WESTERLY**  
optional five-piece  
drawer header



# DRAWER OPTIONS



**BRECKENRIDGE**  
optional five-piece  
drawer header



**BRIDGEPORT**  
optional five-piece  
drawer header



**HARMONY**  
optional five-piece  
drawer header



**HARRISON**  
optional five-piece  
drawer header



**MILAN**  
optional five-piece  
drawer header



**PORTLAND**  
optional five-piece  
drawer header



**WILLOWBROOK**  
optional five-piece  
drawer header



**WOOLRIDGE**  
optional five-piece  
drawer header



*This hutch was created with the Bridgeport door style in Cherry finished in Chestnut and the Harbor door style finished in Mushroom with Chocolate glaze and Cottage with optional five piece drawer headers.*

# DOOR OPTIONS



THORNTON DOOR



## MULLION DOORS






# DOOR OPTIONS



ENLIGHTEN




PLAINS



MISSION II




FOUR LITE MULLION



PORTAL



RADIUS



PRAIRIE MULLION




MISSION III



SIX LITE MULLION



VENNICIA



HEIRLOOM



BUNGALOW



DIAMOND


*insert for*  
SINGLE PANEL DOOR

The doors on this page can receive inserts. Inserts are shown on pages 49-50.

This hutch features mullion insert doors in the Enlighten pattern with Clear Glass inserts. The kitchen was created with the Accord door style in Lyptus finished in Toffee with Chocolate glaze with an optional Regent profile on the drawer headers.



MANOR




CROSSING


*insert for*  
TWIN PANEL DOORS  
*Laguna, Lancaster, Portland*

# DRAWER&DOOR INSERTS

## METAL INSERTS



Insert Door with metal insert in  
BRUSHED BRONZE  
FINISH



Insert Door with metal insert in  
RAGGED COPPER  
FINISH



Insert Door with metal insert in  
BRUSHED PEWTER  
FINISH



Insert Door with metal insert in  
COPPER STRATOS  
FINISH



Insert Door with metal insert in  
METALLIC  
PERFORATED



## ALUMINUM FRAME DOOR WITH SATIN GLASS INSERT



## WIRE INSERTS



*Woven Wire Insert*



*Brass Grille Insert*

## COTTAGE WIRE INSERTS



*Copper*



*Antique Silver*



*Brass*

*The styling options shown on these two pages are available on select doors. Please consult with your StarMark Cabinetry Specialist to determine the options available for the door you choose.*



# DRAWER&DOOR INSERTS

## PATTERNED GLASS INSERTS

*Radius\***Mullion\***Craftsman\***Lace\***Prairie\**

## ETCHED GLASS INSERTS

*Grapevine**Ivy**Lattice\***Classic\***Heirloom\***Unity\***Arts & Crafts\***Mission\***Diamonds\***Garden\**

\* Patterned glass is available only as shown. Patterns are shown with lead caming.  
Brass caming is available on some patterns.

## TEXTURED GLASS INSERTS

*Artique**Baroque**Koko Seedy**1/8 Reeded**1/2 Reeded**Water**Glue Chip**Cotswold**Clear Bevel**Clear*

## COLORED GLASS INSERTS

*Green**Light Amber**Dark Amber*



*This master bath suite features mullion insert doors in the Vennicia pattern with Clear Glass inserts. It was created with the Accord door style in Maple finished in Marshmallow Cream with Bronze glaze and optional five-piece drawer headers.*





**StarMark is ESP certified, but what does that mean?**

In 2006, the Kitchen Cabinet Manufacturers Association ([www.kcma.org](http://www.kcma.org)) began certifying cabinet manufacturers who prove they are using sustainable practices and products. Certification must be earned yearly.

StarMark Cabinetry was one of the first companies to earn ESP certification, and we have earned the certification each year. ESP certification is awarded to manufacturers who use materials with low formaldehyde emissions, use recycled materials, and use hardwoods certified through a recognized sustainable forestry program.

ESP requires manufacturers to have a written environmental policy and to work with their suppliers to protect the environment.

**Why should I trust ESP?**

Unlike other certification programs, ESP takes into account the complete life cycle of a product. ESP requires recycling and energy conservation.

Unlike many other certification programs, ESP encourages local community involvement.

Find out more about ESP at [www.greencabinetsource.org](http://www.greencabinetsource.org).

KCMA has proven their ability to set and enforce rigorous standards as verified by the American National Standards Institute (ANSI).

**StarMark Cabinetry is CARB compliant, but what does that mean?**

In technical terms, this means 100% of StarMark Cabinetry's products are compliant with the California Air Resources Board (CARB) Airborne Toxic Control Measure (ATCM) to reduce formaldehyde emissions from composite wood products including hardwood plywood (HWPW), medium density fiberboard (MDF), and particleboard (PB) (Title 17, California Code of Regulations §93120-93120.12).

In laymen's terms, it means that StarMark Cabinetry complies with the nation's strictest regulations regarding formaldehyde.

*StarMark Cabinetry's CARB compliance coupled with its ESP certification assures that your cabinetry is manufactured by an environmentally responsible company with environmentally friendly manufacturing materials and processes.*





*The kitchen and dining room in the award winning Pettengill Penthouse in downtown Sioux Falls was created with the Tempo door style in Quarter Sawn Red Oak finished in Chestnut.*









*Shown on front and back cover: Arlington door style in Cherry finished in Paprika with Chocolate glaze and Old World Distressing and in Maple finished in Macadamia with Chocolate glaze and Old World Distressing and standard five-piece drawer headers.*

# STARMARK<sup>®</sup>

## CABINETRY

600 East 48th Street North, Sioux Falls, SD 57104  
1.800.594.9444

[www.starmarkcabinetry.com](http://www.starmarkcabinetry.com)

StarMark Cabinetry is ESP certified and  
CARB compliant. [www.greencabinetsource.org](http://www.greencabinetsource.org)



Accuracy of all reprinted color is subject to printing limitations.

Copyright © StarMark Cabinetry September 2011

#1335



STARMARK CABINETRY IS MADE IN  
AMERICA BY CRAFTSMEN  
IN SIOUX FALLS, SOUTH DAKOTA.





ORGANIZE & STORE

**STARMARK®**  
C A B I N E T R Y







**STARMARK®**  
C A B I N E T R Y





Why create a zone? Because when you design cabinetry for a room based on the activities that happen frequently, you make the best use of available space and you make things easier on yourself—everything is one step away, or better yet, no steps away. Here are five examples:

Create a <b>PLANNING ZONE</b> . . . . .	4-7
Create a <b>SET THE TABLE ZONE</b> . . . . .	8-13
Create a <b>MEAL PREP ZONE</b> . . . . .	14-19
Create a <b>CLEAN UP ZONE</b> . . . . .	20-21
Create a <b>DISPLAY ZONE</b> . . . . .	22-23

Roll Outs and Pull Outs . . . . .	24-31
Drawers . . . . .	32-39
Lazy Susans . . . . .	40-45
Pantries . . . . .	46-51
Lift Ups and Tip Ups . . . . .	52-55
Islands . . . . .	56-59

#### Organizers and Storage for the

Kitchen . . . . .	60-67
Bathroom . . . . .	68-71
Media Room & Family Room . . . . .	72
Closet & Master Suite . . . . .	73
Home Bar . . . . .	74-75
Home Office & Hobby Room . . . . .	76-77
Laundry Room & Mud Room . . . . .	78-79

The kitchen shown on the front cover, page one, inside back cover and back cover was created with StarMark Cabinetry's Monroe door style in Cherry finished in Harvest.

The traditional kitchen shown throughout this brochure was created with StarMark Cabinetry's Arlington door style in Cherry finished in Paprika with Chocolate glaze and Old World Distressing. The island in this kitchen was created with the Arlington door style in Maple finished in Macadamia with Chocolate glaze with Old World Distressing.

The contemporary kitchen shown throughout this brochure was created with StarMark Cabinetry's Rosewood exotic veneer.





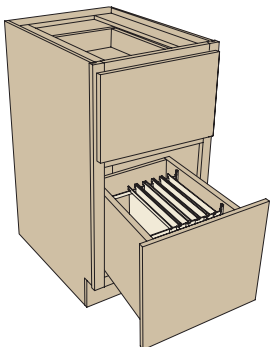
GET READY FOR THE DAY, THE WEEK, THE MONTH

Create a **PLANNING ZONE**

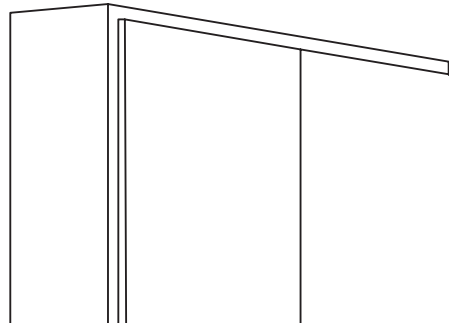




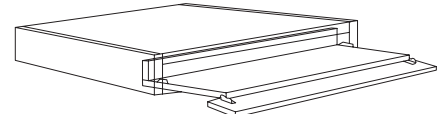
① Desk File Drawer Base



② Organizer



③ Pull Out Keyboard



SMOOTHER DAYS AHEAD WHEN THERE'S A PLANNING ZONE IN YOUR HOME





### TAKE NOTE

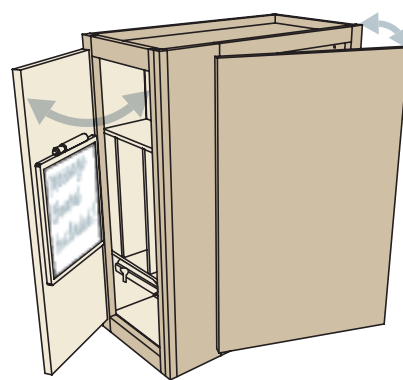
These features are built in, so the cabinet is ready to go.

- Key holder
- Message board
- Mail organizer


Install a powerstrip in the cabinet and use as a cell phone charger.



**1** Wall Message Center



**2** Open Shelf Wall Base with Beaded Back



### DRESS IT UP

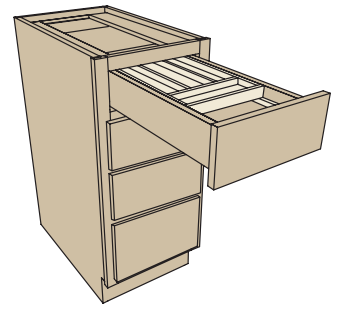
Talk to your StarMark Cabinetry Specialist about valances, onlays, furniture feet and turned posts for your bookcase.

### TAKE NOTE

Baskets, one per kid, in a bookcase are handy for school papers.



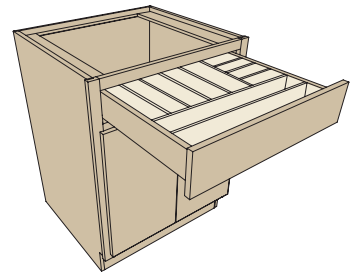
### 1 Cutlery Wood Rack



#### SMART DESIGN

The Cutlery Wood Rack is a divided box that rests on runners, creating two tiers, so there's more space in the same footprint.

### 2 All-Wood Drawer Organizer



#### SMART DESIGN


Re-arrange the dividers to fit your stuff.

#### TAKE NOTE

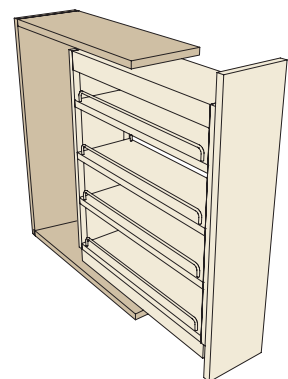
A wide drawer can have multiple organizers to make the space exactly what you want.



### 3 Drawer Spice Rack



### 4 Pull Out Filler Storage



#### SMART DESIGN

All you need is a 3" wide space, and you gain 1.22 square feet of storage! If you have 6", you gain 2.96 square feet. And all of it comes rolling out to you.


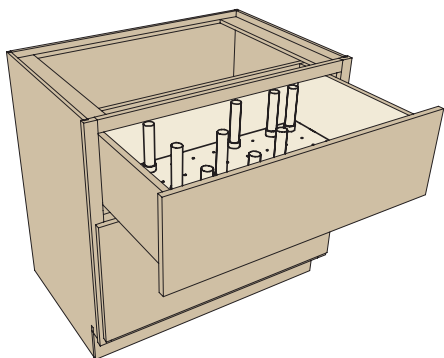




EVEN NAPKIN RINGS AND GRAVY BOATS HAVE A HOME



● Drawer Organizer

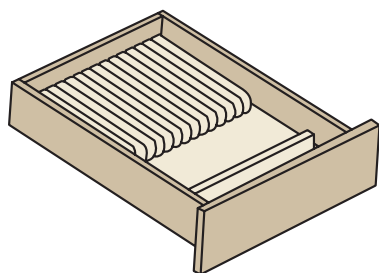


INFINITE!

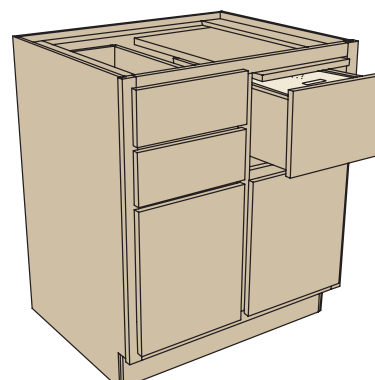
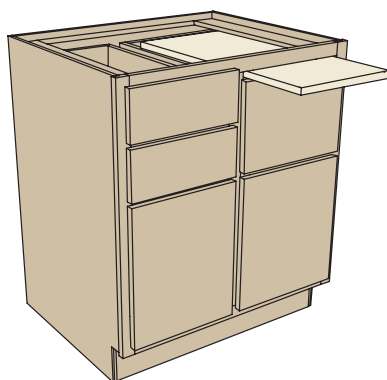




**1** Knife Block



**2** Base Pantry Shown above with optional Knife Block.



**TAKE NOTE**

Make the Base Pantry's two drawers exactly right for you when you choose from several drawer inserts.



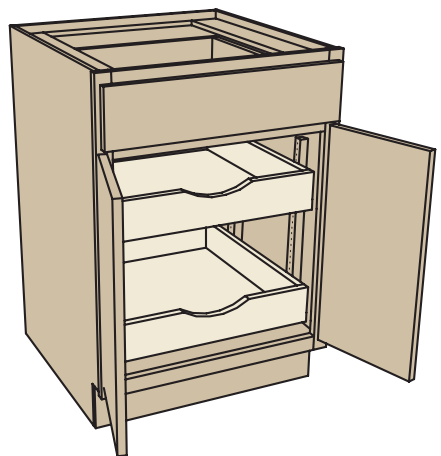
● Base with Roll Out Trays

**SMART DESIGN**

Roll out trays adjust up and down to suit your contents.

Drawers and roll trays glide all the way out for easy access to contents.

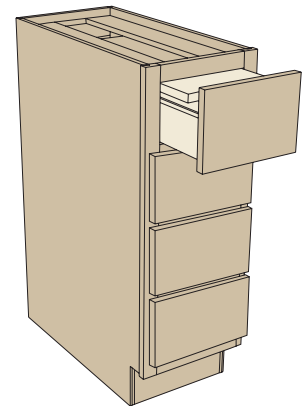
Soft close drawers and roll trays ensure a smooth shut for dishes.







① Drawer Base with Bread Board and Utensil Storage

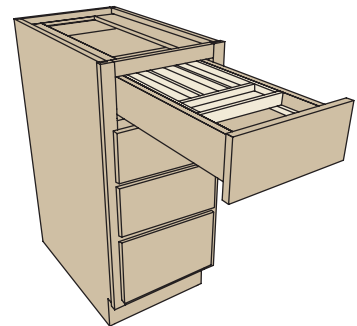


**SMART DESIGN**

Breadboard is concealed when drawer is shut.



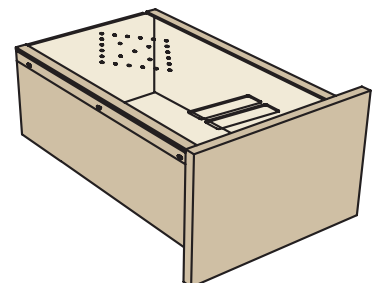
② Cutlery Wood Rack



**SMART DESIGN**

The Cutlery Wood Rack is a divided box that rests on runners, creating two tiers, so there's more space in the same footprint.

③ Bread Liner

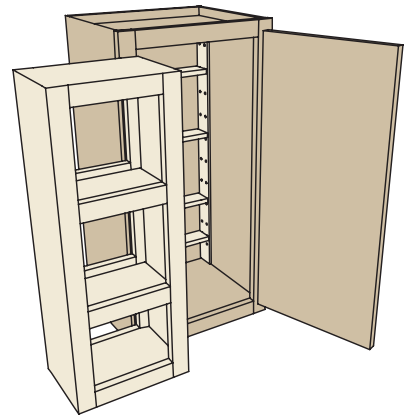


**SMART DESIGN**

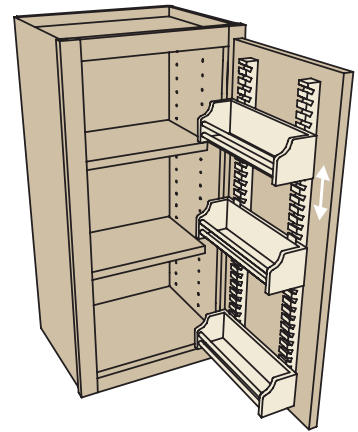
Clear lid lets you know when you're running low.



❶ Wall with Swing Out Pantry



❷ Spice Shelf Wall

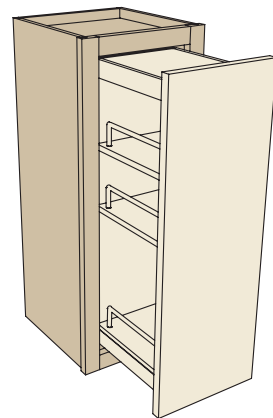


#### SMART DESIGN

Spice shelves adjust up and down to suit you.



❸ Wall Pantry



#### SMART DESIGN

A Wall Pantry keeps your cooking spray, oil, and seasonings close by, yet out of sight.

All shelves, except the bottom shelf, can be adjusted up and down.

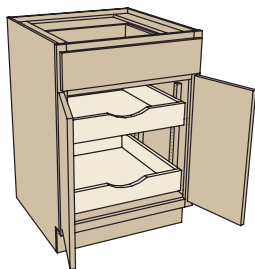




KEEP IT ALL AT YOUR FINGERTIPS



1 Base with Roll Out Trays

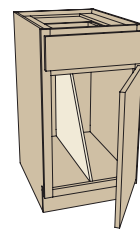


### SMART DESIGN

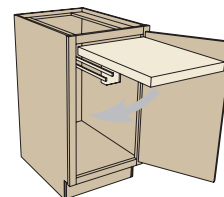
Roll out trays adjust up and down to suit your contents.



3 Tray Base with Drawer Above



4 Base Mixer Shelf

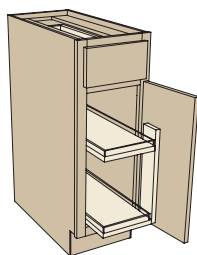


### TAKE NOTE

Fits KitchenAid Professional Series mixers. Some mixers can be attached to the shelf.



2 Base Pantry with Chrome/Wood Basket Shelves

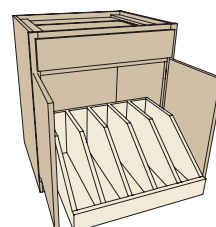



### SMART DESIGN

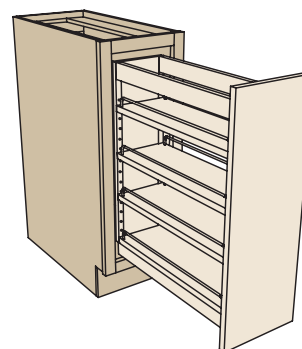
Shelves adjust up and down to suit your contents. Non-skid shelf surface.



5 Roll Out Tray Divider



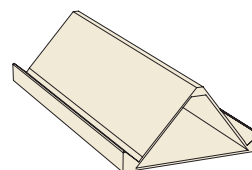
6 Base with Mini Pantry  
Shown at left with optional Spice Rack.



### SMART DESIGN

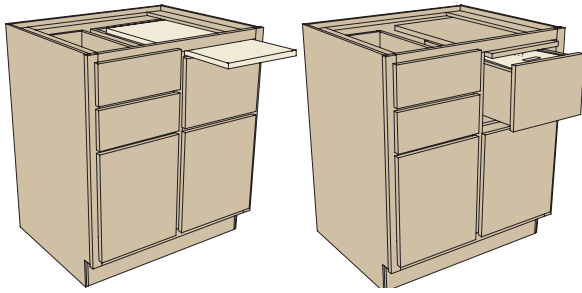
In a space as small as 9" wide, you can add 2.44 square feet of storage. And all of it comes rolling out to you.

7 Spice Rack for Base with Mini Pantry






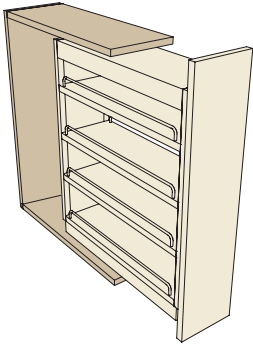
- 1 Base Pantry  
Shown at right with optional Wood Spice Rack Organizer.



- 2 Wood Spice Rack Organizer



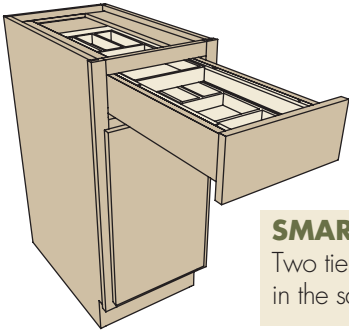
- 3 Pull Out Filler Storage



#### SMART DESIGN

All you need is a 3" wide space, and you gain 1.22 square feet of storage! If you have 6", you gain 2.96 square feet. And all of it comes rolling out to you.

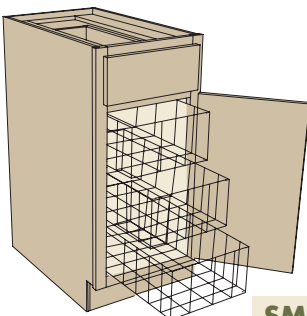
- 4 Cutlery Tiered Rack



#### SMART DESIGN

Two tiers double the space in the same footprint.

- 5 Base with Wire Basket Storage



#### SMART DESIGN

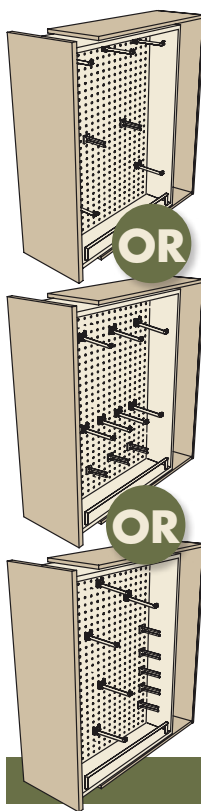
Wire baskets are removable for easy cleaning.




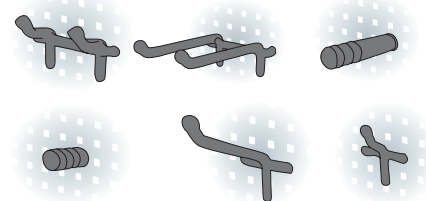








### 1 Pull Out Peg Storage



A Message Board for your Pull Out Peg cabinet is available to order separately. Measures 8 $\frac{5}{8}$ " x 14 $\frac{1}{8}$ " x 1 $\frac{1}{2}$ ".

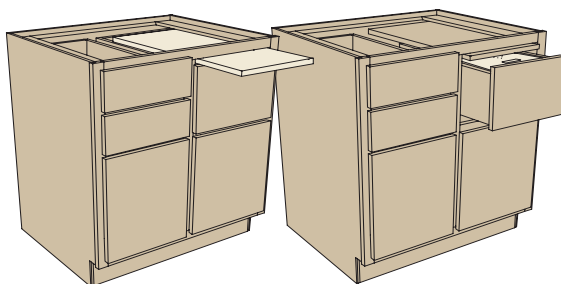
### SMART DESIGN

The style and number of hooks included will vary, depending on the cabinet ordered. All hooks are available to order separately and are illustrated above.

INFINITE!



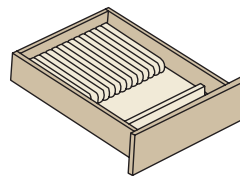
### 2 Base Pantry Shown at left with optional Knife Block.



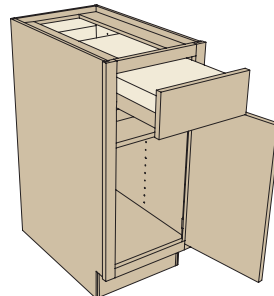
### TAKE NOTE

Make the Base Pantry's two drawers exactly right for you when you choose from several drawer inserts.

### 3 Knife Block



### 4 Chopping Block



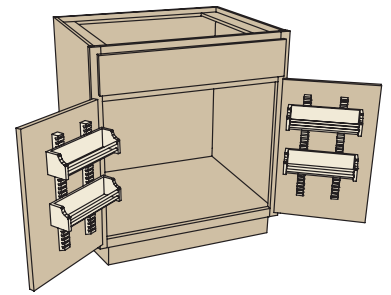
### SMART DESIGN

Chopping block lifts out to reveal knives below. Block has rubber feet to stay put on your countertop.





① Sink/Range Base with Spice Shelves

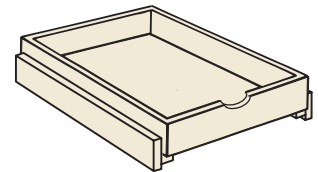


**SMART DESIGN**

Shelves adjust up and down to suit you.



② Roll Out Tray (Floor Mount)

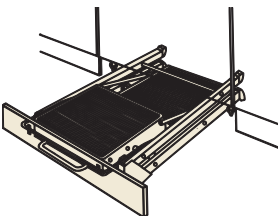


**SMART DESIGN**

Tray rolls out to you.



③ Folding Step


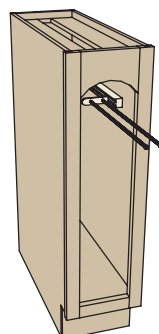


**SMART DESIGN**

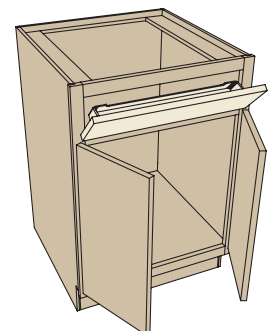
A step up is always there when you need it.



④ Base with Towel Bar



⑤ Sink/Range Base with Drawer Front Bin

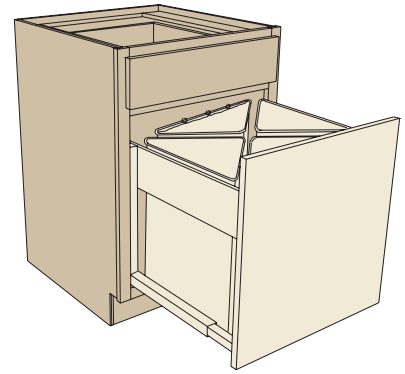







THE TEN SECOND TIDY IS FOR REAL

① Recycle Base



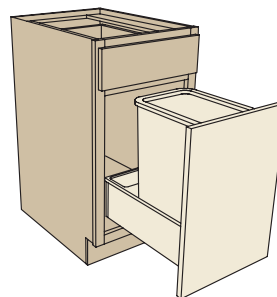
**TAKE NOTE**

Bins are removeable so recyclables can go to the curb.

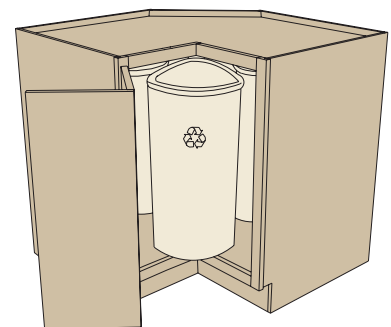


**SMART DESIGN**  
Space for trash bags is built in.

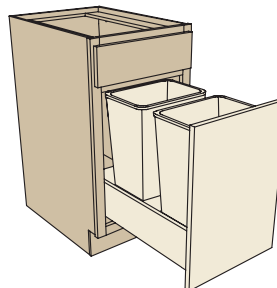
② Kitchen Waste Basket



④ Recycle Center



③ Kitchen Waste Basket




**TAKE NOTE**  
Closes quietly.

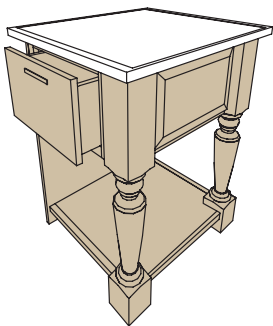
**TAKE NOTE**

Bins are removeable so recyclables can go to the curb.

1 Wall Spice Shelf



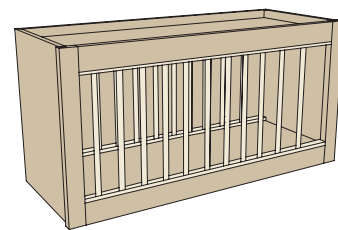
2 Base Island Unit  
Style D  
*Shown at right with optional  
beaded panel.*








1 Plate Rack



**TAKE NOTE**

Front ladder rack is removable for cleaning.

2 Stem Glass Rack




PUT ON A SHOW



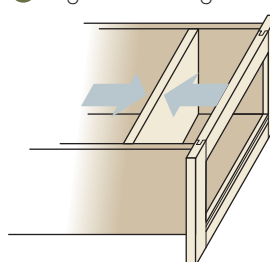
3 Open Shelf Wall Base with Beaded Back

**DRESS IT UP**

Talk to your StarMark Cabinetry Specialist about valances, onlays, furniture feet and turned posts for your bookcase.



4 Vegetable Storage Drawer



**TAKE NOTE**

The partition adjusts to hold your display. Pasta and beans are a popular style, but don't overlook your collections. Corks, vintage cookie cutters, rolling pins, toys, linens, matchbooks, tin recipe boxes, crate labels...there are many collections that add interest and texture to a room's design.





#### **SMART DESIGN**

Roll out trays adjust up and down to suit your contents.

Drawers and roll trays glide all the way out for easy access to contents.

Soft close drawers and roll trays ensure a smooth shut for dishes.

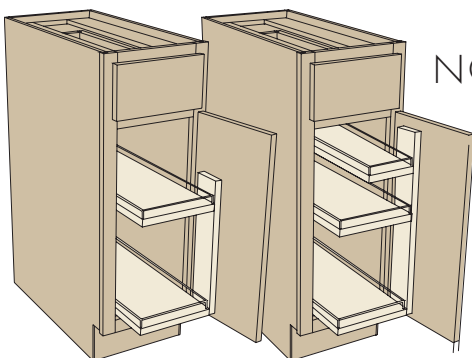
THE EASIEST WAY TO CREATE A ZONE IS WITH A DRAWER AND ROLL TRAYS. DIVIDING THE DRAWER MAKES IT EVEN MORE VERSATILE.











CHROME TAKES IT UP A NOTCH.  
NON-SKID SURFACES KEEP EVERYTHING UPRIGHT.

● Base Pantry with Chrome/Wood Basket Shelves

#### **SMART DESIGN**

Shelves adjust up and down to suit your contents.

Non-skid shelf surfaces.

Two basket shelves included. Additional basket shelves can be ordered separately.

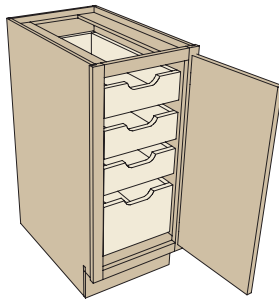




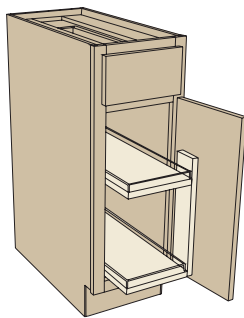




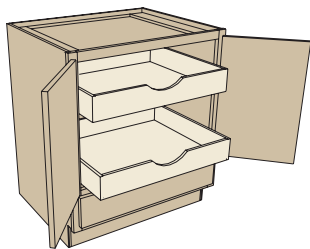
1 Base Full Height Door with Tall Roll Out Trays



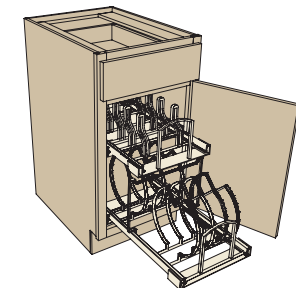
2 Base Pantry with Chrome/Wood Basket Shelves



3 Range Base Reverse with Roll Out Trays



4 Range Mate

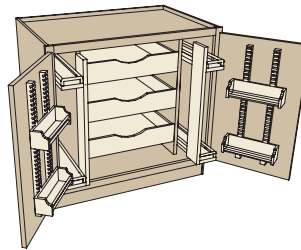


#### TAKE NOTE

Top rack holds up to seven lids. Adjust the bottom rack to hold pots and pans of many sizes.

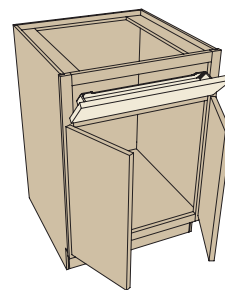


5 Base with Pull Outs and Roll Outs

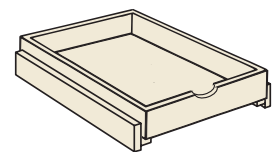


#### TAKE NOTE

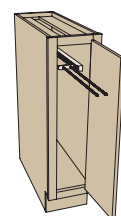
Four Spice Shelves, three Roll Trays and four Basket Shelves are all adjustable.



6 Sink/Range Base with Drawer Front Bin

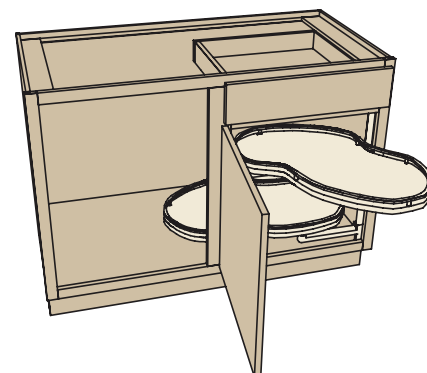


7 Roll Out Tray (floor mount)



8 Sliding Towel Bar Kit


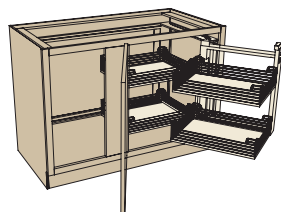





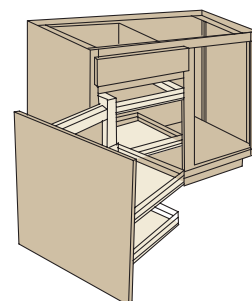
**1** Blind Corner\* with Swing Out Shelf



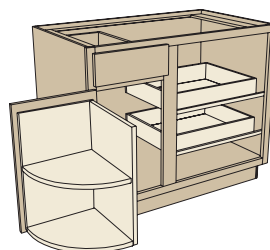
**2** Blind Corner\* with Magic Corner Shelves



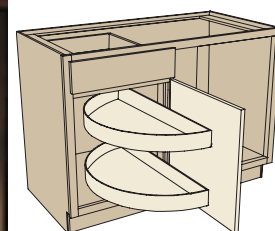
**3** Blind Corner\* Pantry with Chrome/Wood Basket Shelves




**4** Blind Corner\* with Roll Out Trays and Door Shelf



**5** Blind Corner\* with Revolving Shelf



\* Blind corners are explained on page 45.

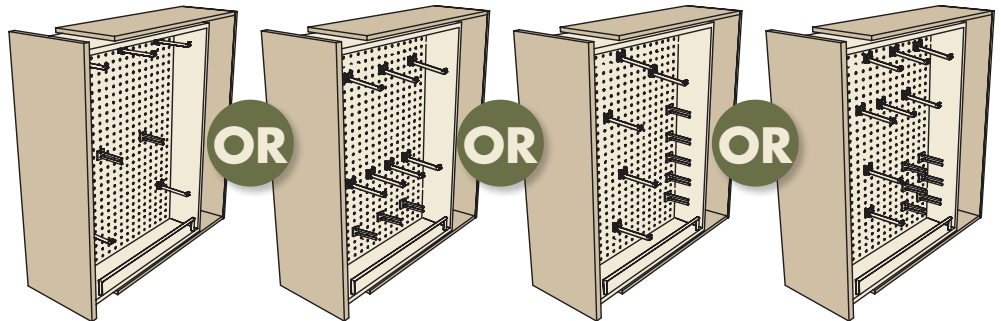


A Message Board for your Pull Out Peg cabinet is available to order separately. Measures  $8\frac{5}{8}'' \times 14\frac{1}{8}'' \times \frac{1}{2}''$ .

### 1 Pull Out Peg Storage

#### SMART DESIGN

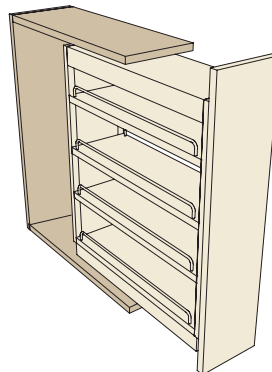
The style and number of hooks included will vary, depending on the cabinet ordered. All hooks are available to order separately. They are illustrated on page 19.



INFINITE!



### 2 Pull Out Filler Storage




#### SMART DESIGN

All you need is a 3" wide space, and you gain 1.22 square feet of storage! If you have 6", you gain 2.96 square feet. And all of it comes rolling out to you.



### 3 Base with Wicker Basket Storage



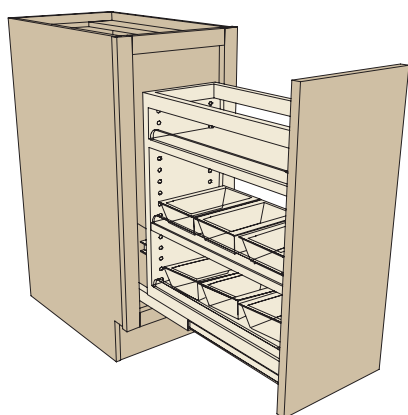
#### TAKE NOTE

Wicker baskets slide out and are decorative too.

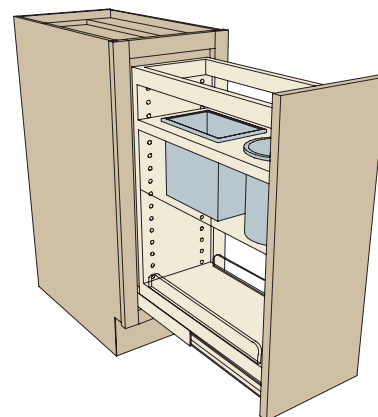




1 Vanity Organizer



2 Vanity Grooming Organizer



### SMART DESIGN

Bins are removeable for cleaning and mobility. In photo above, one bin is dedicated to first aid items, another to manicure tools, and another to hair styling tools.

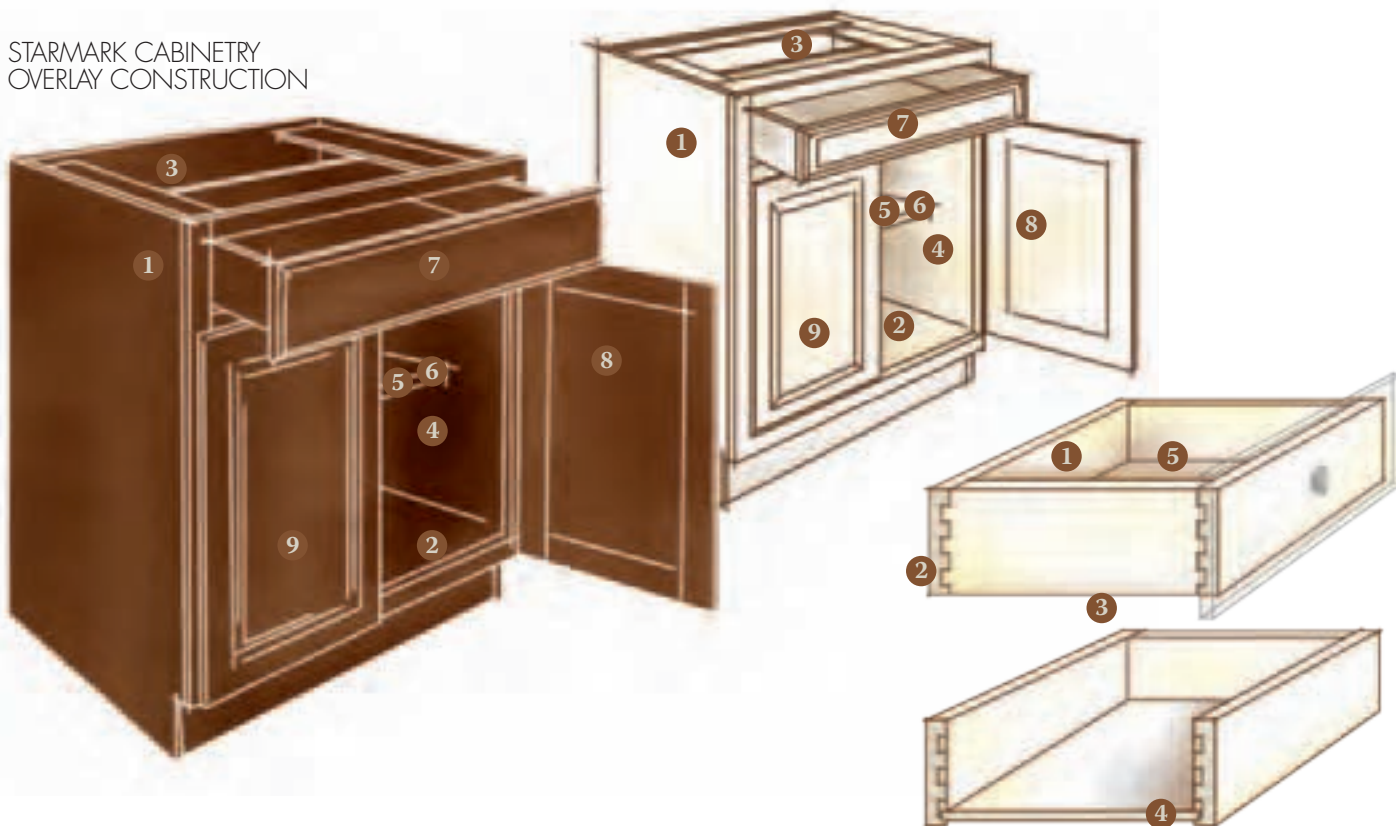
### TAKE NOTE

Stainless steel bins hold hot irons and dryers without damage.

# STARMARK CABINETRY CONSTRUCTION DETAILS

## STARMARK CABINETRY INSET CONSTRUCTION

## STARMARK CABINETRY OVERLAY CONSTRUCTION



	STARMARK	STARMARK INSET
1. End Panel Material	1/2" Veneer Core Plywood-Unfinished <i>Options</i> 1/2" Veneer Core Plywood-Finished <i>Options</i> 3/4" Veneer Core Plywood-Unfinished <i>Options</i> 3/4" Veneer Core Plywood-Finished Furniture End <i>Options</i> 3/4" Veneer Core Plywood-Flush & Finished	3/4" Veneer Core Plywood-Unfinished <i>Options</i> 3/4" Veneer Core Plywood-Finished <i>Options</i> 3/4" Veneer Core Plywood-Finished Furniture End <i>Options</i> 3/4" Veneer Core Plywood-Flush & Finished
2. Top/Bottom Material	1/2" Veneer Core Plywood	1/2" Veneer Core Plywood
3. Back Panel Material	1/4" Plywood <i>Options</i> 3/8" Beaded Back <i>Options</i> 3/4" Flush Back	1/2" Plywood <i>Options</i> 3/8" Beaded Back <i>Options</i> 3/4" Flush Back
4. Interior Finish	Natural Birch Melamine <i>Options</i> Stained Matching Veneer <i>Options</i> Natural Maple Veneer	Natural Birch Melamine <i>Options</i> Stained Matching Veneer <i>Options</i> Natural Maple Veneer
5. Shelf Material	3/4" Engineered Wood <i>Options</i> 3/4" Veneer Core Plywood	3/4" Engineered Wood <i>Options</i> 3/4" Veneer Core Plywood
6. Base Cabinet Shelf	Two-Thirds Depth <i>Options</i> Full Depth	Two-Thirds Depth <i>Options</i> Full Depth
7. Drawers & Roll Trays	3/4" Birch, Dovetail Joinery Glides Soft Close, full extension, undermount, rated at 100 pound capacity	3/4" Birch, Dovetail Joinery Glides Soft Close, full extension, undermount, rated at 100 pound capacity
8. Door Closure Options	Soft Close Doors	Concealed Hinge with Soft Close Doors
9. Finish	Multi step hand-applied furniture finish, multiple inspections <i>Options</i> Low Sheen top coat	Multi step hand-applied furniture finish, multiple inspections <i>Options</i> Low Sheen top coat

### STARMARK CABINETRY DRAWERS

1. Constructed from 3/4" thick birch
2. Dovetail joinery insures a strong joint.
3. Glides extend fully so you can reach everything in the drawer.  
The glides are also soft close, so the drawer shuts itself the final two inches, quietly and peacefully. Glides are mounted underneath, so the drawer has a polished look when opened, and the glides don't collect dust.
4. Routes in the sides hold the bottom panel tight, so the drawer bottom is "captive," not just stapled or glued.
5. Rated at 100 pound capacity

### STARMARK CABINETRY ROLL TRAYS

1. Constructed from 3/4" thick birch
2. Dovetail joinery insures a strong joint.
3. Glides extend fully so you can reach everything in the roll tray.  
The glides are also soft close, so the roll tray retracts itself the final two inches, quietly and peacefully. Glides are mounted underneath, so the tray has a polished look when opened, and the glides don't collect dust.
4. Routes in the sides hold the bottom panel tight, so the tray bottom is "captive," not just stapled or glued.
5. Rated at 100 pound capacity

## SOFT CLOSE DRAWERS & DOORS: PEACE IN THE KITCHEN.

Imagine this drawer in your kitchen: full extension for easy access, no glide hardware showing, and a whisper quiet close. StarMark Cabinetry drawers come standard with soft close. The perfect complement to full extension glides, soft close steers even fully loaded drawers to a smooth, silent closure. Pair soft close drawers with optional soft close doors for peace in the kitchen.




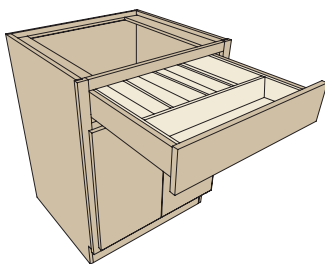


❶ Cutlery Divider Box

❷ Wood Spice Rack Organizer

#### TAKE NOTE

Two cutlery divider boxes and a spice insert make the most of this wide drawer.

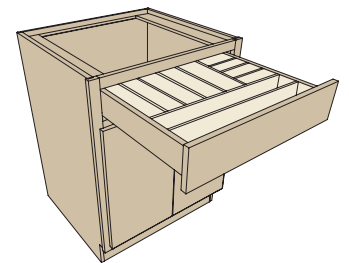
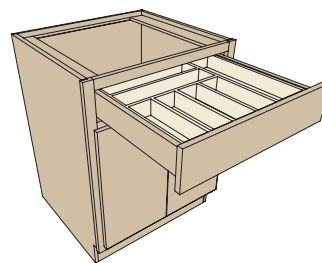


All the organizers shown in the Drawers section are “drop in’s,” except for the Cutlery Tiered Rack shown on page 38.





- ① Cutlery Expandable Rack
- ② All Wood Drawer Organizer



### SMART DESIGN

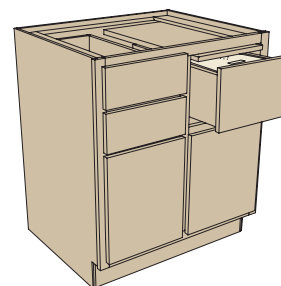
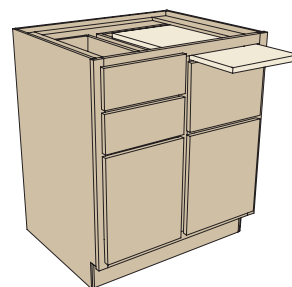
Re-arrange the dividers to fit your stuff.







**1** Base Pantry  
Shown at left with optional  
Knife Block.

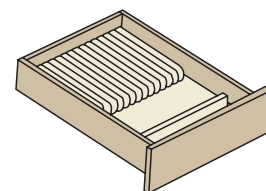


### TAKE NOTE

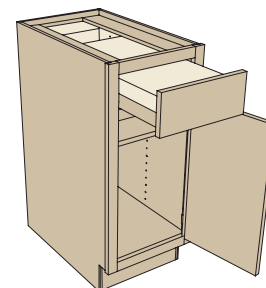
Make the Base Pantry's two drawers exactly right for you when you choose from several drawer inserts.



**2** Knife Block



**3** Chopping Block



### TAKE NOTE

Chopping block lifts out to reveal knives below. Block has rubber feet to stay put on your countertop.





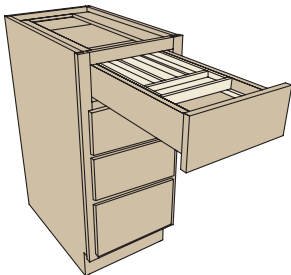


CHOOSE FROM SEVERAL INSERTS TO TAILOR DRAWERS TO YOUR HOBBIES.

#### TAKE NOTE

A wide drawer can have multiple organizers to make the space exactly what you want.

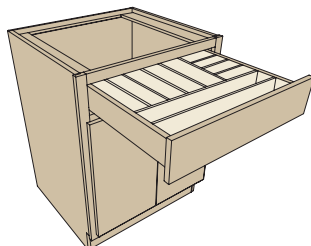
#### 1 Cutlery Wood Rack



#### 2 Drawer Spice Rack



#### 3 All-Wood Drawer Organizer



#### SMART DESIGN

The Cutlery Wood Rack is a divided box that rests on runners, creating two tiers so there's more space in the same footprint.

#### SMART DESIGN

Re-arrange the dividers to fit your stuff.





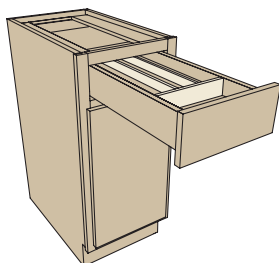


SPICE RACKS AND CUTLERY DIVIDERS WORK WELL ALL THROUGH THE HOUSE.

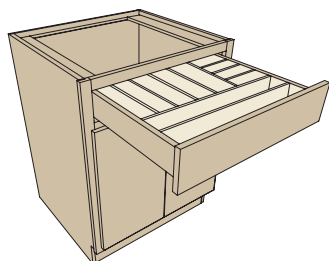
① Drawer Spice Rack



② Cutlery Divider



③ All-Wood Drawer Organizer



#### SMART DESIGN

Re-arrange the dividers to fit your stuff.

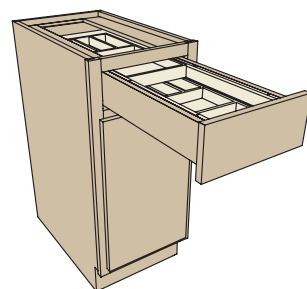






1

## 1 Cutlery Tiered Rack



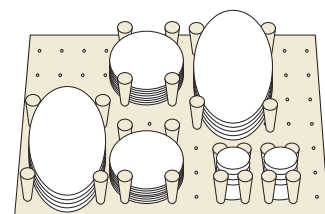
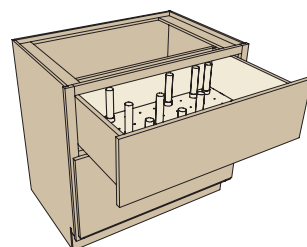
### SMART DESIGN

Two tiers give you more space in the footprint.




2

## 2 Drawer Organizer



OR


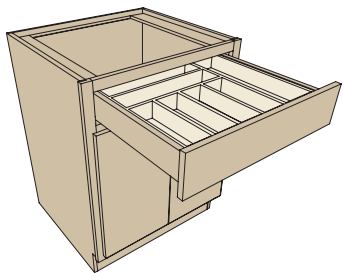


INFINITE!

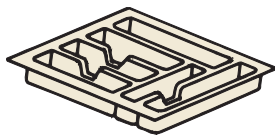




① Cutlery Expandable Rack



② Plastic Cutlery Divider



**TAKE NOTE**

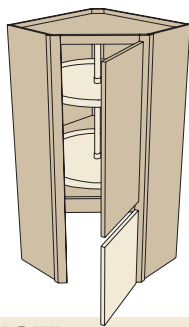
Easy to clean.





1

**1** Square Diagonal Wall with Door with Wall Lazy Susan




#### TAKE NOTE

In the lower portion, the door option gives you the most height for countertop appliances.



2

**2** Diagonal Wall with Wood Turntables and Drawers



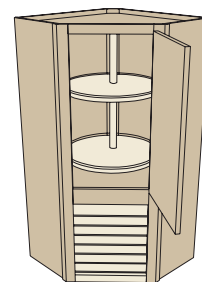
#### TAKE NOTE

Contains three turntables, not just two, and the top two are adjustable.



3

**3** Diagonal Wall Lazy Susan with Tambour



#### TAKE NOTE

Adjust the turntables to a height you like.

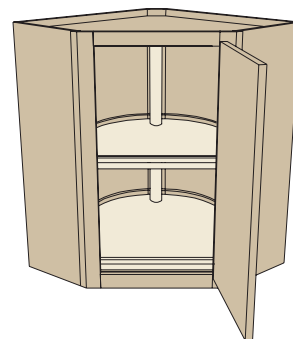


4



4

**4** Diagonal Wall with Chrome/Wood Lazy Susan

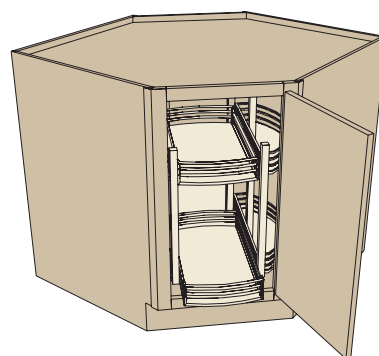


#### SMART DESIGN

Pole is in back, not center, to give you the most shelf space.

Non-skid shelf surface means no more crashes.





- Diagonal Corner Base with Revolving Slide Shelf

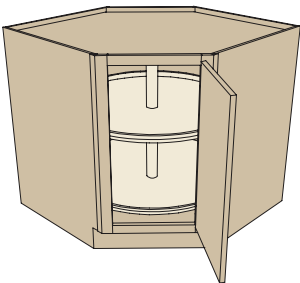
#### SMART DESIGN

Shelf baskets pull out and unit rotates 90° each direction so you can reach the side shelves.



ACCESS IS EASY WITH TWO DOORS.

**1** Diagonal Lazy Susan with Chrome/Wood Turntables



**TAKE NOTE**

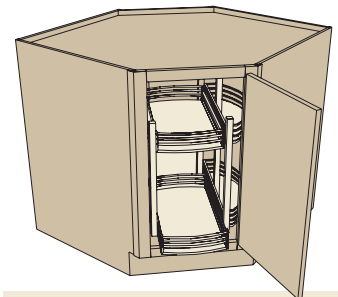
Non-skid shelf surface means no more crashes.

**TAKE NOTE**

On an exterior corner, cabinets with a lazy susan inside can blend in when a functional door or decorative panel is applied to the exterior.



**2** Diagonal Corner Base with Revolving Slide Shelves

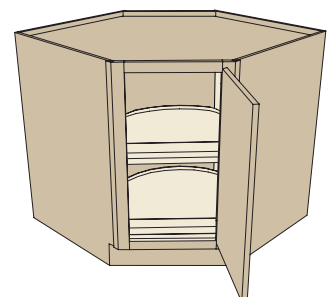


**SMART DESIGN**

Shelf baskets pull out and unit rotates 90° each direction so you can reach the side shelves.



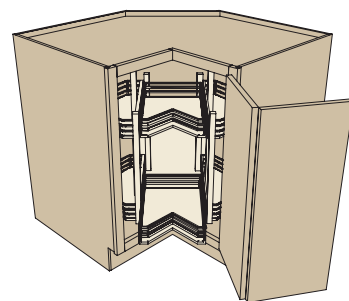
**3** Diagonal Corner Lazy Susan with Wood Turntables







1 Square Base Corner with Revolving Slide Shelf

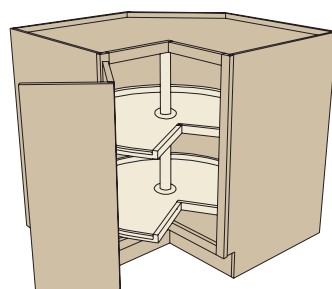


### SMART DESIGN

Shelf baskets pull out and unit rotates 90° each direction so you can reach the side shelves.



2 Square Super Susan with Chrome/Wood Turntables

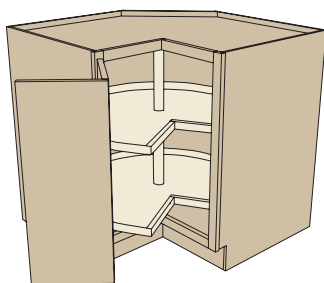


### TAKE NOTE

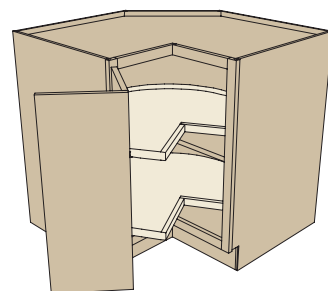
Non-skid shelf surface means no more crashes.



3 Square Super Susan



4 Square Super Susan with Wood Turntables



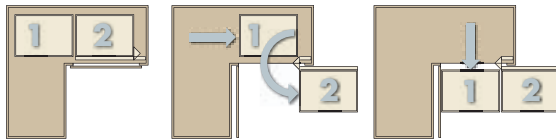
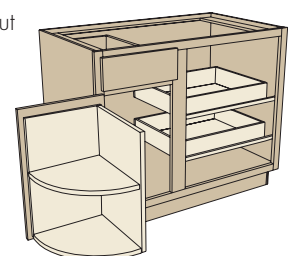
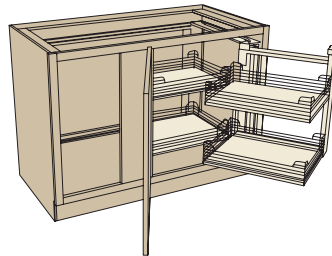


**1** Blind Corner with Magic Corner Shelves

**2** Blind Corner with Roll Out Trays and Door Shelf

**SMART DESIGN**

Pull the front baskets out to you, and the rear baskets come to the front.

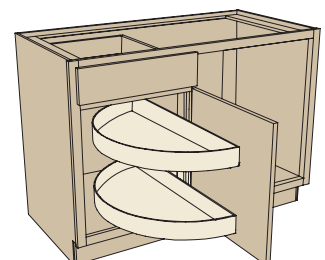
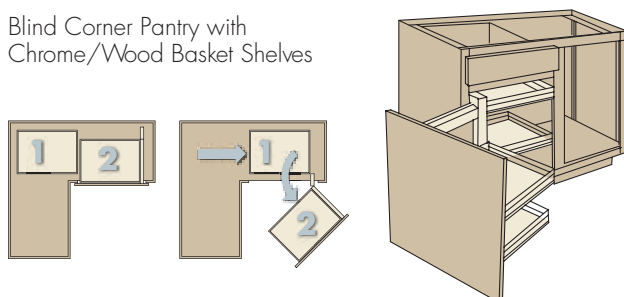


**3** Blind Corner Pantry with Chrome/Wood Basket Shelves

**4** Blind Corner with Revolving Shelves

**SMART DESIGN**

Shelves rotate then slide forward.







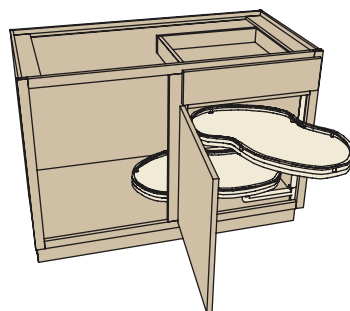
You can't see well into blind corner cabinets, so they are named well! Blind corners are dead space in a room. They hold the punch bowl and turkey roaster used once or twice a year—it's just too hard to fetch stuff from a "blind corner."

Don't settle for blind corners. We have several options that turn corners into easy to reach storage areas.

Lazy susans spring to mind when people think of making a corner useful. When there isn't room for a lazy susan—they require 33 or 36 inches both ways from the corner—consider the options on these two pages.

Accessories for blind corner cabinets are configured so shelves and their contents come to you.

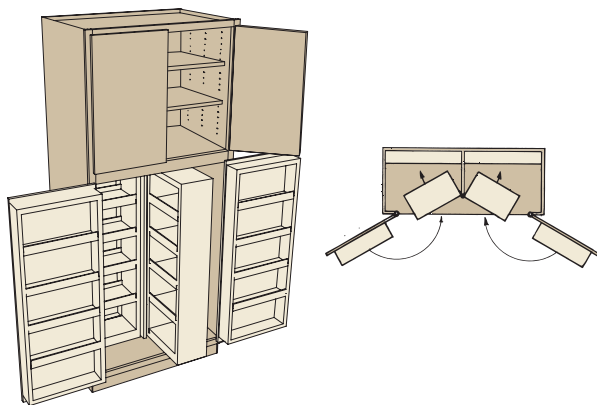
● Blind Corner with Swing Out Shelf





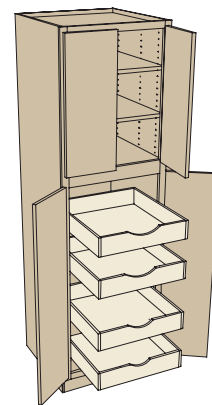
### 1 Utility Canned Goods Storage

*Shown above in 96" height,  
shown below in 84" height.*



### 2 Utility with Roll Out Trays

*Shown above in 96" height,  
shown below in 84" height.*



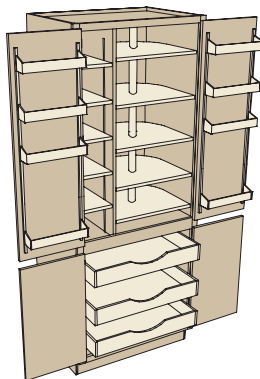






### 1 Super Chef's Pantry

*Shown above in 96" height,  
shown below in 84" height.*



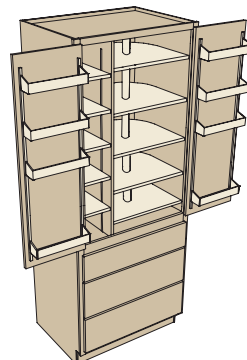
#### **SMART DESIGN**

Five adjustable turntables, four adjustable door mount shelves.



### 2 Super Chef's Pantry with Drawers

*Shown above in 96" height,  
shown below in 84" height.*



#### **SMART DESIGN**

Five adjustable turntables, four adjustable door mount shelves.





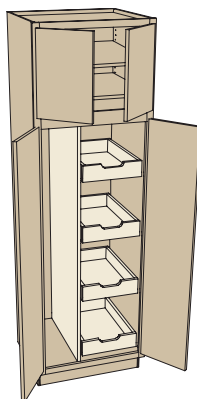
## ROLL OUT TRAYS MAKE IT EASY TO CREATE ZONES.

Dedicate each roll out tray to one purpose. Above, the first roll out tray holds baking ingredients. The third roll out tray holds ingredients for from-scratch meals. The second and fourth bottom roll out tray holds snacks the kids can reach.

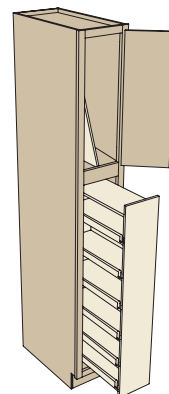
### 1 Utility Broom and Roll Tray Combination

*Shown above with optional Face Frame and Door on cabinet side. This option creates a functional side door.*

*Shown above in 96" height, shown at right in 84" height.*



### 2 Utility Pull Out Pantry



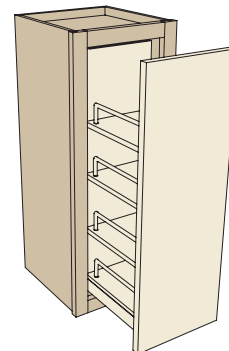
#### TAKE NOTE

Tray divider in upper portion organizes your platters, trays, baking sheets, pizza peels and baking stones.



### 1 Wall Pantry

Shown at left in 36" high, providing a bonus shelf at top.

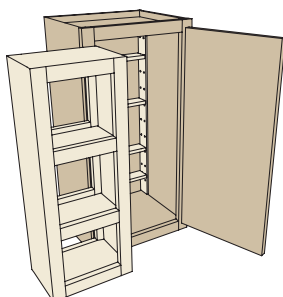


#### SMART DESIGN

All shelves, except the bottom shelf, can be adjusted up and down.



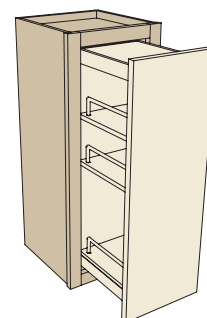
### 2 Wall with Swing Out Pantry



### 3 Wall Pantry

#### SMART DESIGN

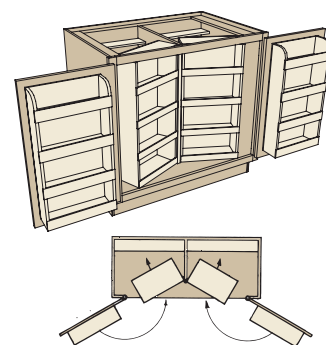
All shelves, except the bottom shelf, can be adjusted up and down.



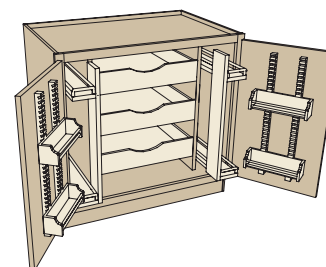




1 Base Canned Goods Storage



2 Base with Pullouts and Roll Trays

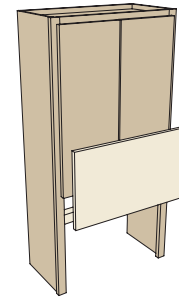


#### TAKE NOTE

Four Spice Shelves, three Roll Trays and four Basket Shelves are all adjustable.



**1** Wall with Appliance Door  
Vertical Lift Up

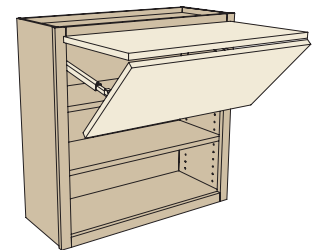


**TAKE NOTE**

The ultimate appliance hideaway. Features soft close, and about an inch more clearance than a tambour.



**2** Wall Cabinet with Bifold Door

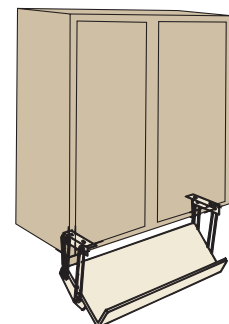


**TAKE NOTE**

Bifold doors have soft close.



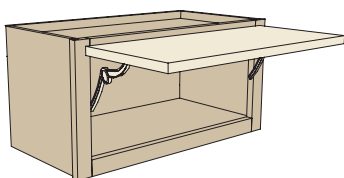
**3** Cookbook Rack







● Wall Cabinet with Tip Up Door

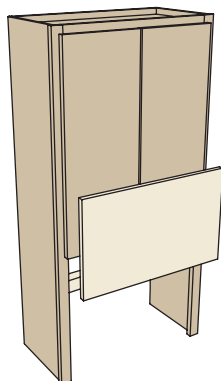




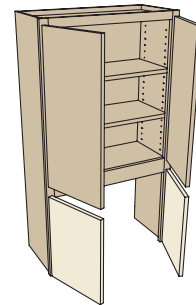
① Wall with Appliance Door  
Vertical Lift Up

#### TAKE NOTE

The ultimate appliance hideaway. Soft close, and about an inch more clearance than a tambour.



② Wall with Appliance Door

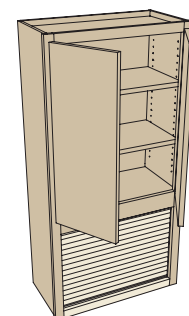


#### TAKE NOTE

In the lower portion, the door option gives you the most height for countertop appliances.



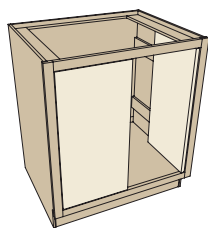
③ Wall with Tambour Door



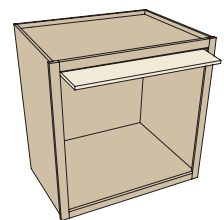




① Side Mount Pocket Door



② Top Mount Pocket Door







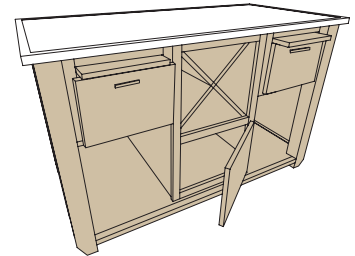




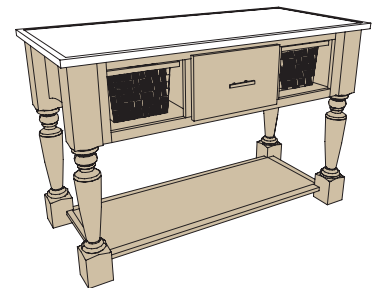
### TAKE NOTE

You can choose an island countertop to match the main kitchen or specify an accent color.

① Base Island Unit -Style C



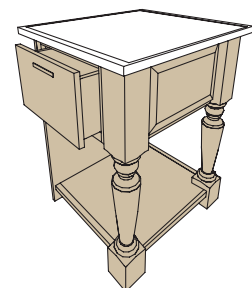
② Base Island Unit -Style A



③ Base Island Unit -Style D

*Shown on previous page with optional beaded panel.*

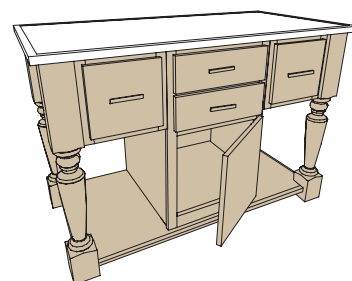
*Shown at left installed next to an 18" wide base cabinet.*



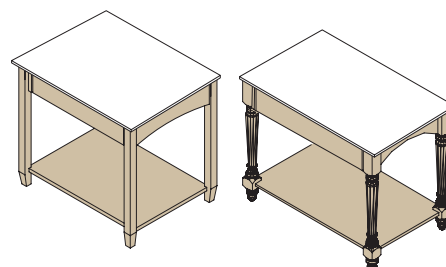




① Base Island Unit - Style B



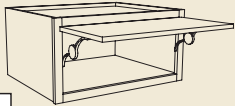
② Base Island Unit  
Shown at left with optional onlays.

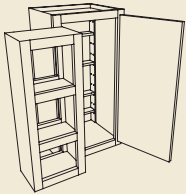


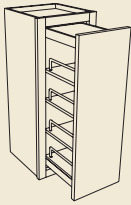
Countertops are not included. Wood tops are available from StarMark Cabinetry. Ask your StarMark Cabinetry Specialist for details.

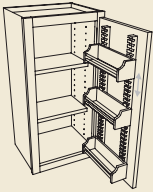
# KITCHEN ORGANIZERS and STORAGE

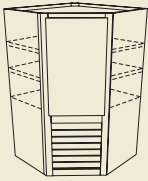



- 

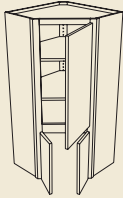
**Refrigerator Wall with Tip Up Door**
- 

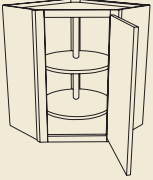
**Wall with Swing Out Pantry**  
Works well in bathrooms and hobby rooms too.
- 


**Wall Pantry**  
Works well in bathrooms and hobby rooms too. All shelves, except the bottom shelf, can be adjusted up and down.
- 


**Spice Shelf Wall**  
Works well in bathrooms and hobby rooms too.
- 

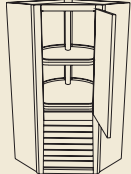
**Diagonal Wall with Tambour**  
Works well in bathrooms and hobby rooms too, to store small appliances.
- 

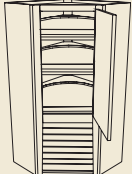
**Diagonal Wall with Door**
- 

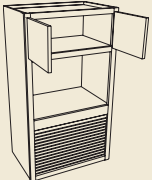
**Deep Diagonal Wall with Butt Doors**
- 


**Diagonal Wall with Lazy Susan**
- 


**Diagonal Wall with Chrome/Wood Lazy Susan and Drawers**
- 

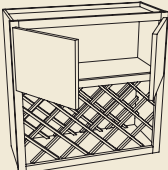
**Diagonal Wall with Wood Turntables and Drawers**
- 


**Diagonal Wall with Chrome/Wood Lazy Susan with Tambour**  
Works well in bathrooms and hobby rooms too, to store small appliances.
- 


**Diagonal Wall with Wood Turntables and Tambour**  
Works well in bathrooms and hobby rooms too, to store small appliances.
- 

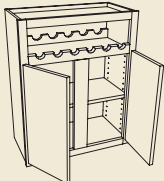
**Microwave Garage with Tambour**  
Works well for holding TV's in the kitchens too.
- 

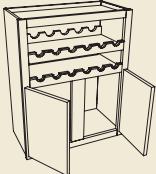
**Microwave Garage with Appliance Doors**  
Works well for holding TV's in the kitchens too.
- 

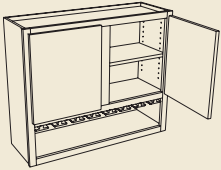
**Criss Cross Wine Rack above Doors**
- 

**Criss Cross Wine Rack below Doors**
- 

**Wall Message Center**  
Works well in mud rooms too.
- 

**Wall with Wine Rack Bottom**
- 

**Wall with Wine Rack Top**
- 

**Wall with Double Wine Rack Top**
- 

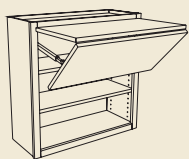
**Wall with Stem Glass Rack**



# KITCHEN ORGANIZERS and STORAGE



**Wall Cabinet with Tip Up Door**



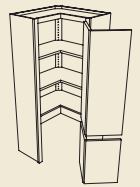
**Wall Cabinet with Bifold Door**



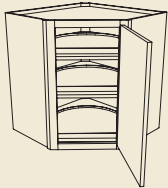
**Wall Stacked Tower A**  
Towers are also useful for creating custom hearth hoods.



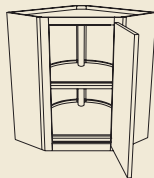
**Wall Stacked Tower B**  
Towers are also useful for creating custom hearth hoods.




**Square Corner Wall with Appliance Door**  
Works well in bathrooms and hobby rooms too, to store small appliances.



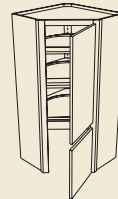
**Diagonal Wall with Wood Trays**




**Diagonal Wall with Chrome/Wood Lazy Susan**



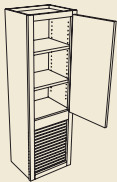
**Diagonal Wall Lazy Susan with Tambour**  
Works well in bathrooms and hobby rooms too, to store small appliances.



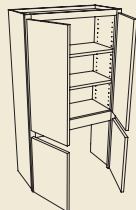
**Diagonal Wall with Wood Trays and Door**  
Works well in bathrooms and hobby rooms too, to store small appliances.



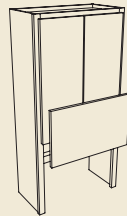
**Diagonal Wall with Chrome/Wood Lazy Susan and Door**  
Works well in bathrooms and hobby rooms too, to store small appliances.



**Wall with Tambour**  
Works well in bathrooms and hobby rooms too, to store small appliances.



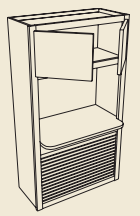
**Wall with Appliance Door**  
Works well in bathrooms and hobby rooms too, to store small appliances.



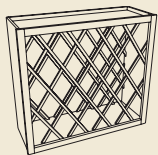
**Wall with Appliance Door Vertical Lift Up**  
Works well in bathrooms and hobby rooms too, to store small appliances.



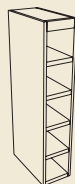
**Wall with Tambour and Drawer**  
Works well in bathrooms and hobby rooms too, to store small appliances.



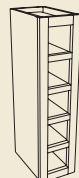
**Microwave Wall with Tambour**  
Works well for holding TV's in the kitchens too.



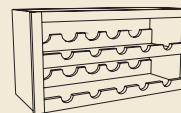
**Criss Cross Wine Rack**



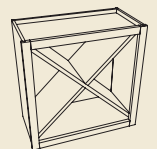
**Wall Vertical Wine Rack**  
Works well in hobby rooms too, to organize yarn.



**Wall Wine Cubes**  
Works well in hobby rooms too, to organize yarn.



**Wall Wine**



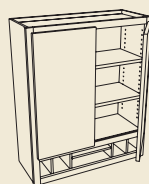
**Wall Wine Diagonal**  
Works well in bathrooms too, to organize towels, and in hobby rooms, to organize yarn and fabric.



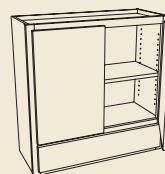
**Wall Plate Rack**  
Ladder rack is removeable for cleaning.



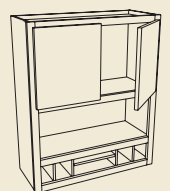
**Wall Plate Rack**  
Ladder rack is removeable for cleaning.



**Organizer**

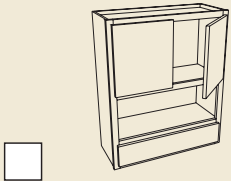


**Organizer with Flip Down Header**

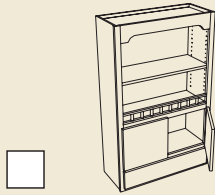


**Organizer with Book Shelf**

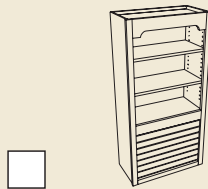
# KITCHEN ORGANIZERS and STORAGE



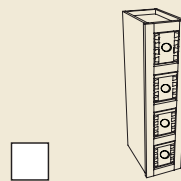
Organizer with Book Shelf and Flip Down Header



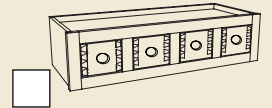
Combination Bookcase with Drawer



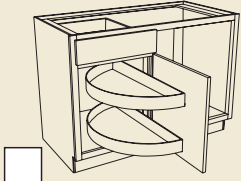
Bookcase with Tambour




Apothecary Drawers Vertical with Dovetails



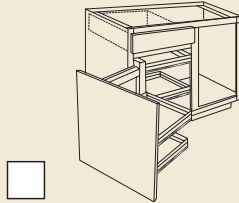
Apothecary Drawers with Dovetails




Blind Corner with Revolving Shelf



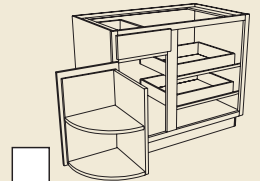
Blind Corner with Swing-out Shelf



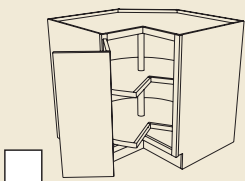
Blind Corner with Chrome/ Wood Baskets



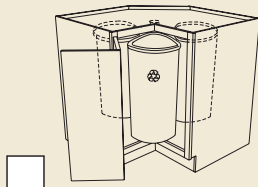
Blind Corner with Magic Corner Shelves



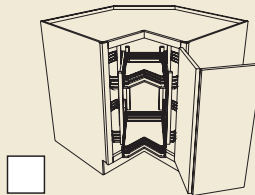
Blind Corner with Roll Out Trays and Door Shelf



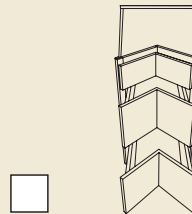
Square Lazy Susan Base



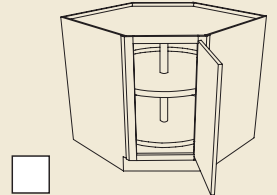
Recycle Center  
Works well in mud rooms and laundry rooms too, to hold pet food and bird seed.



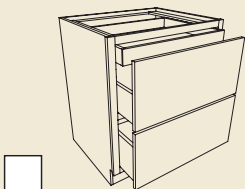
Square Base Corner with Revolving Slide Shelf



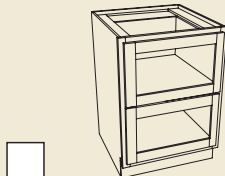
Square Base Corner with Drawers



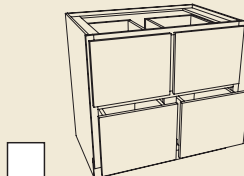
Diagonal Corner Lazy Susan



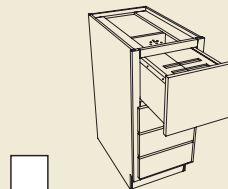
Two Drawer Base with Roll Out Tray



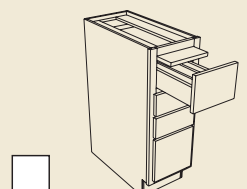
Two Drawer Base with Vegetable Drawer  
Works well in dressers too, so contents are visible.



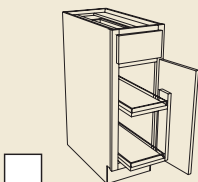
Four Deep Drawer Base



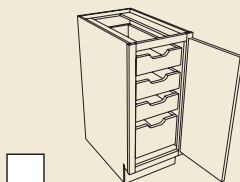
Drawer Base with Bread Liner in Top



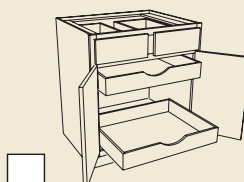
Drawer Base with Bread Board and Utensil Storage



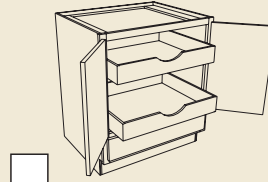
Base Pantry with Chrome/ Wood Basket Shelves



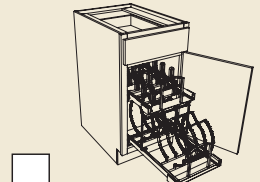
Base Full Height Door with Tall Roll Out Trays



Base with Roll Out Trays



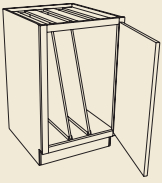
Range Base Reverse with Roll Out Trays



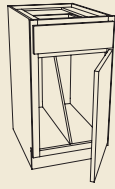
Range Mate



# KITCHEN ORGANIZERS and STORAGE



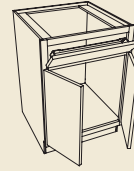
Tray Base



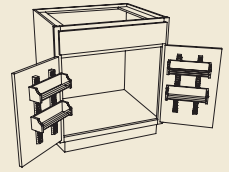
Tray Base with  
Drawer Above



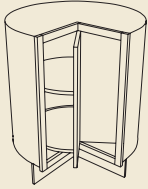
Base with Towel Bar



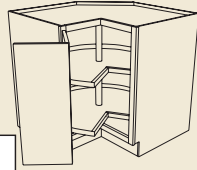
Sink/Range Base with  
Drawer Front Bins



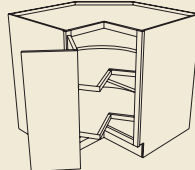
Sink/Range Base with  
Spice Shelves



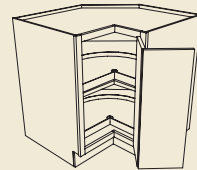
Lazy Susan Base



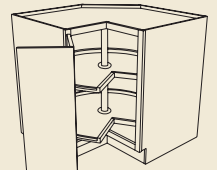
Square Super Susan



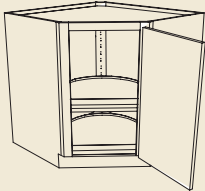
Square Super Susan with  
Wood Turntables



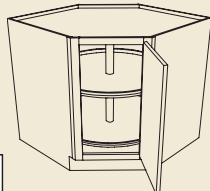
Asymmetrical Base with  
Lazy Susan



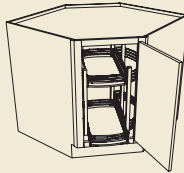
Square Super Susan with  
Chrome/Wood Turntables



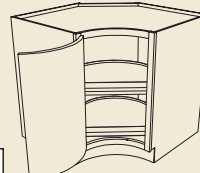
Diagonal Corner Lazy Susan  
with Wood Turntables



Diagonal Lazy Susan with  
Chrome/Wood Turntables



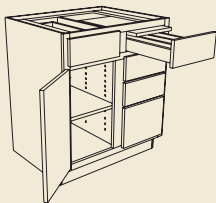
Diagonal Corner Base with  
Revolving Slide Shelf



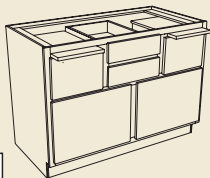
Curved in Base with  
Lazy Susan



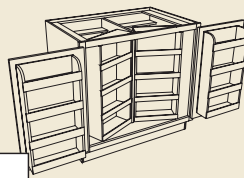
Vegetable Storage Base



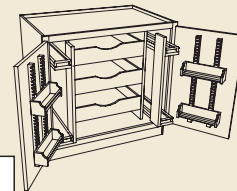
Four Drawer Combination  
with Bread Board and Utensil  
Storage



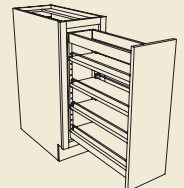
Base Pantry



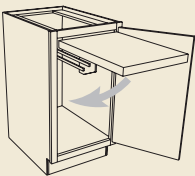
Base Canned Goods Storage



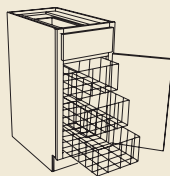
Base with Pullouts and  
Roll Trays



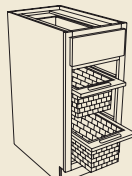
Base with Mini Pantry



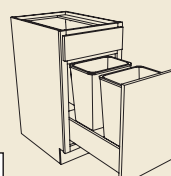
Base Mixer Shelf  
Fits KitchenAid Professional  
Series mixers. Some mixers can  
be attached to the shelf.



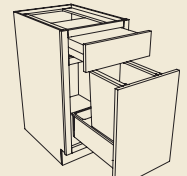
Base with  
Wire Basket Storage



Base with  
Wicker Basket Storage

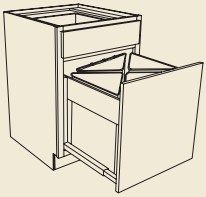


Kitchen Waste Basket  
Works well in mud rooms and  
laundry rooms too, to hold pet  
food, bird seed, potting soil,  
cat litter.



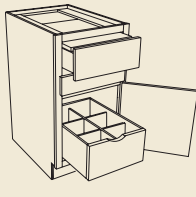
Kitchen Waste Basket with  
Chopping Block

# KITCHEN ORGANIZERS and STORAGE

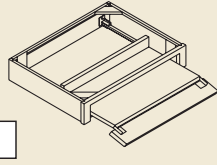


**Recycle Base**

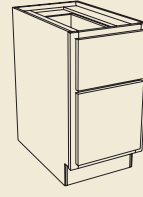
Works well in mud rooms and laundry rooms too, to hold pet food and bird seed.



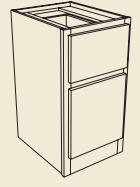
**Bar Maid**



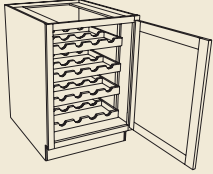
**Pull Out Keyboard**



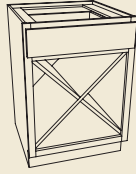
**Desk File Drawer Base**



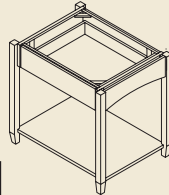
**File Two Drawer Base**



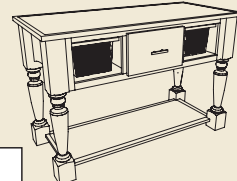
**Base Waterman Wine Closet**



**Base Wine Diagonal**



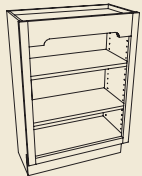
**Base Island Unit**



**Base Island Unit Style A**  
Works well for creating custom vanities too.



**Base Island Unit Style B**  
Works well for creating custom vanities too.



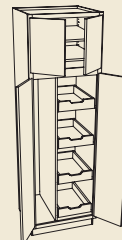
**Open Shelf Wall Base**



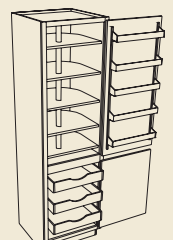
**Broom Storage Base**  
In wider widths, works well in Master Suites too, when a pole is installed for hanging clothes.



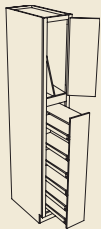
**Utility and Broom Combination**



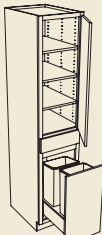
**Utility Broom and Roll Tray Combination**



**Chef's Pantry**  
Works well in hobby rooms too.



**Utility Pull Out Pantry**




**Utility with Waste Bin**



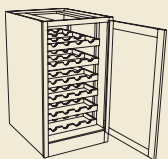
**Wine Cube Utility**



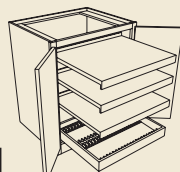
**Microwave Cook Center**



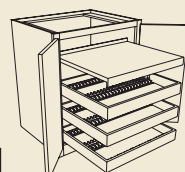
**Microwave Tambour Cook Center**



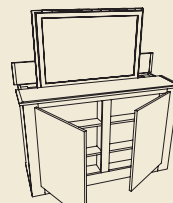
**Waterman Wine Closet**



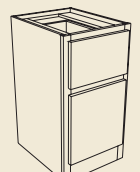
**Music Center with Roll Out Shelves and Wide Bottom Rail**



**Media Center with Roll Out Shelves and Wide Bottom Rail**



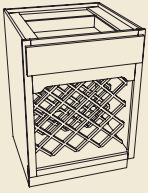
**Entertainment Center for Flat Screen**



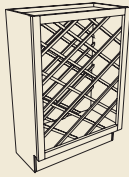
**Desk File Drawer Base with Wide Bottom Rail**



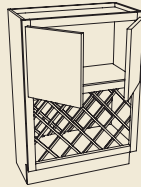
# KITCHEN ORGANIZERS and STORAGE




Base with Wine Rack  
Below Drawer



Wall Base Criss Cross  
Wine Rack



Wall Base with Wine Rack  
Below Doors



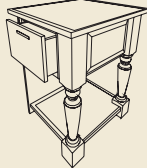
Wall Base with Wine Rack  
Below Open Shelf



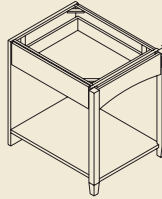
Wall Base Wine Rack



Base Island Unit Style C  
Works well for creating custom  
vanities too.



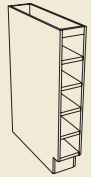
Base Island Unit Style D  
Works well for creating custom  
vanities too.



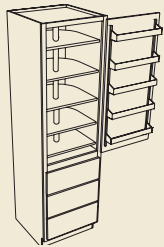
Base Island Assembly Style A



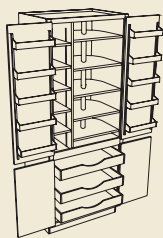
Base Vertical Apothecary  
Drawer



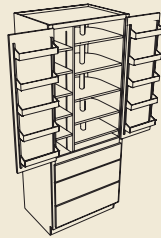
Base Vertical Wine Rack  
Works well in home offices too,  
to hold blueprint drawings.



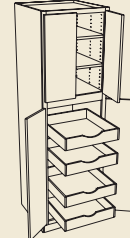
Chef's Pantry with Drawers  
Works well in hobby rooms too.



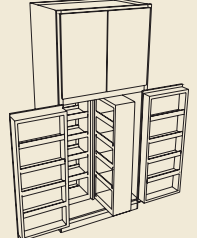
Super Chef's Pantry  
Works well in hobby rooms too.



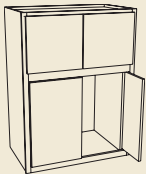
Super Chef's Pantry with  
Drawers  
Works well in hobby rooms too.



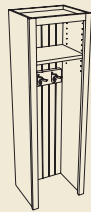
Utility with Roll Out Trays  
Works well in hobby rooms too.



Utility Canned Goods  
Storage  
Works well in hobby rooms too.



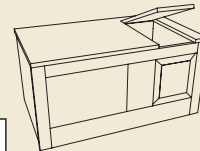
Entertainment Wall  
Pocket Door



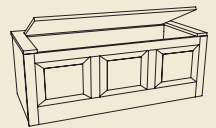
Wall Locker



Wall Locker Stacked



Blind Corner Window Chest



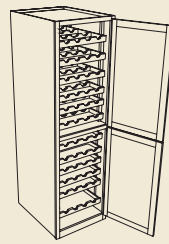
Base Window Chest



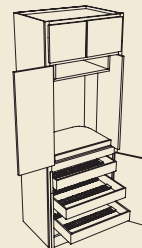
Tall Locker



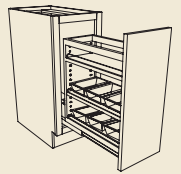
Tall Locker Stacked



Tall Waterman  
Wine Closet

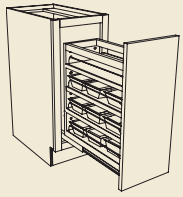


Tall Entertainment Pocket  
Door with Wide Bottom Rail

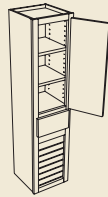


Vanity Organizer  
Works well in hobby rooms too.

# KITCHEN ORGANIZERS and STORAGE



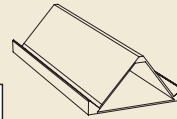
**Tall Vanity Organizer**  
Works well in hobby rooms too.




**Vanity Tambour Wall**



**Wall Spice Shelf**



**Spice Rack for Base with Mini Pantry**  
Works well for cosmetics and nail polish in a bathroom, and paint and bead containers in a hobby room.



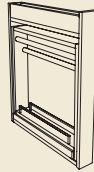
**Wood Spice Rack Organizer**  
Works well for cosmetics and nail polish in a bathroom, and paint and bead containers in a hobby room.



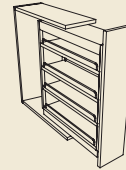
**Cutlery Divider Box**



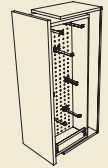
**Cutlery Divider**



**Pull Out Filler Towel Bar**



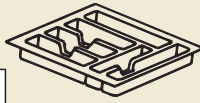
**Pull Out Filler Storage**



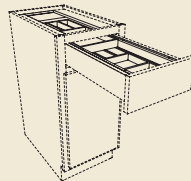
**Pull Out Peg Storage**  
Works well in a Mud Room for holding keys.



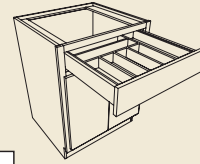
**Drawer Spice Rack**  
Works well for cosmetics and nail polish in a bathroom, and paint and bead containers in a hobby room.



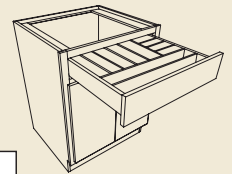
**Plastic Cutlery Divider**



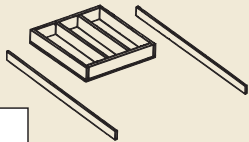
**Cutlery Tiered Rack**



**Cutlery Expandable Rack**



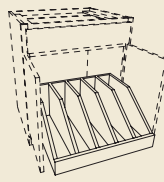
**All-Wood Drawer Organizers**  
Re-arrange the dividers to fit your stuff.



**Cutlery Wood Rack**  
The Cutlery Wood Rack is a divided box that rests on runners, creating two tiers, so there's more space in the same footprint.



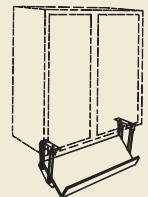
**Sliding Towel Bar Kit**



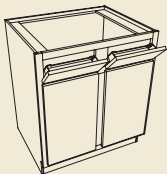
**Roll Out Tray Divider**  
Works well in home offices too, to hold manuals, catalogs and software.



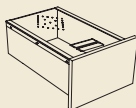
**Folding Step**



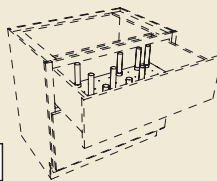
**Cookbook Rack**



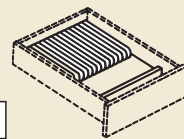
**Drawer Front Bins**



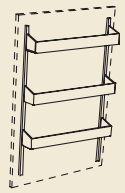
**Bread Liner**



**Drawer Organizer**

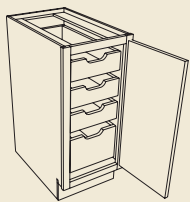


**Knife Block**



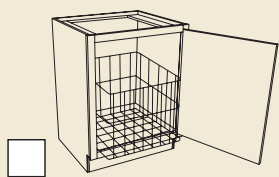
**Spice Shelf Kit**  
Works well for cosmetics and nail polish in a bathroom, and paint and bead containers in a hobby room.



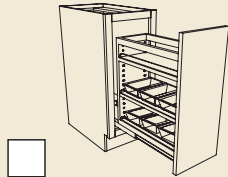


Base Full Height Door with  
Tall Roll Out Trays

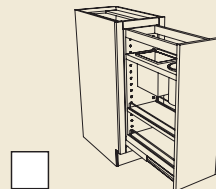
# BATHROOM ORGANIZERS and STORAGE



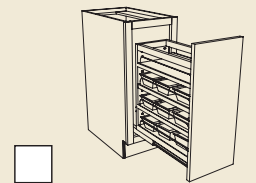
Vanity Hamper



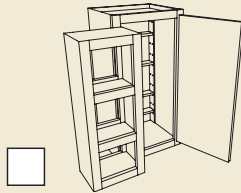
Vanity Organizer



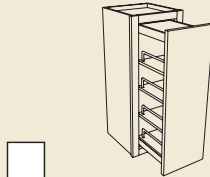
Tall Vanity Grooming Organizer



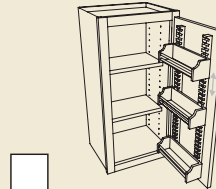
Tall Vanity Organizer



Wall with Swing Out Pantry



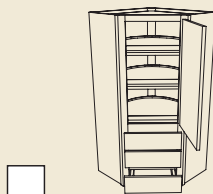
Wall Pantry



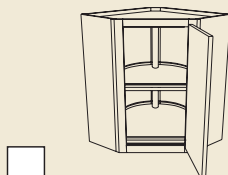
Spice Shelf Wall



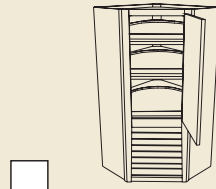
Wall Cabinet with Tip Up Door



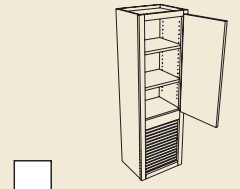
Diagonal Wall with Wood Turntables and Drawers



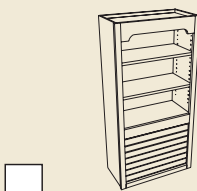
Diagonal Wall with Chrome/ Wood Lazy Susan



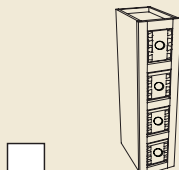
Diagonal Wall with Wood Turntables and Tambour



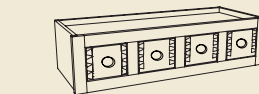
Wall with Tambour



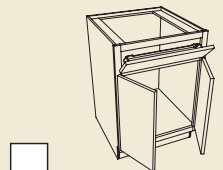
Bookcase with Tambour



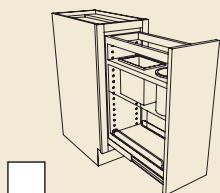
Apothecary Drawers Vertical with Dovetails



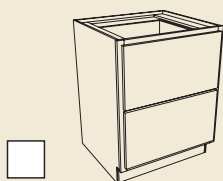
Apothecary Drawers with Dovetails



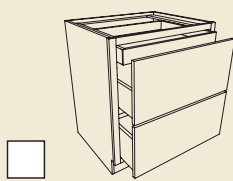
Sink/Range Base with Drawer Front Bin



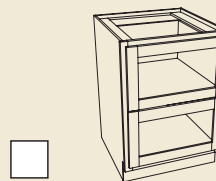
Vanity Grooming Organizer



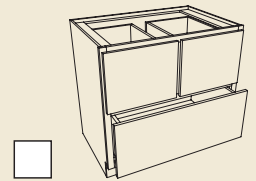
Two Drawer Base



Two Drawer Base with Roll Out Tray



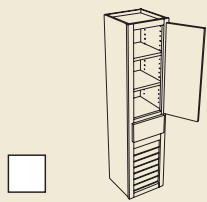
Two Drawer Base with Vegetable Drawer



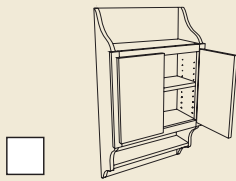
Three Deep Drawer Base




# BATHROOM ORGANIZERS and STORAGE



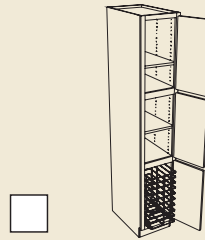
Vanity Tambour Wall



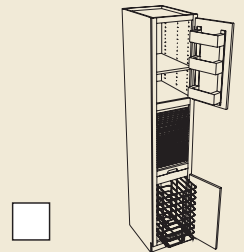
Toilet Topper



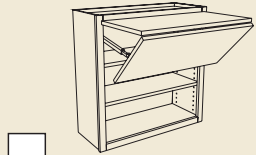
Vanity Tri Mirror



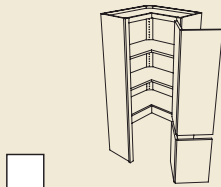
Linen with Hamper



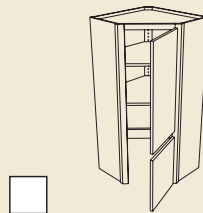
Linen with Tambour and Hamper



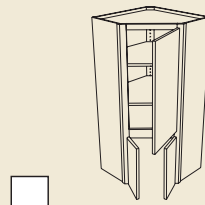
Wall Cabinet with Bifold Door



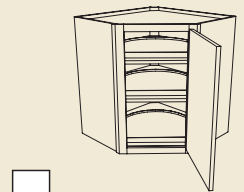
Square Corner Wall with Appliance Door



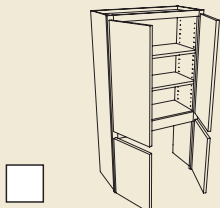
Diagonal Wall with Door



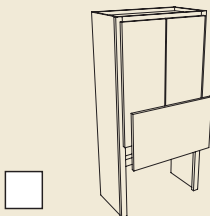
Deep Diagonal Wall with Butt Doors



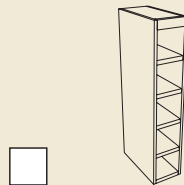
Diagonal Wall with Wood Turntables



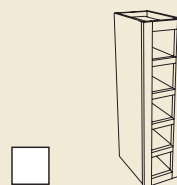
Wall with Appliance Door



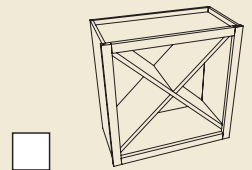
Wall with Appliance Door Vertical Lift Up



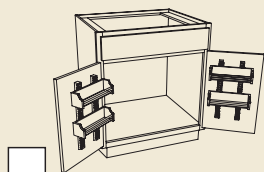
Wall Vertical Wine Rack



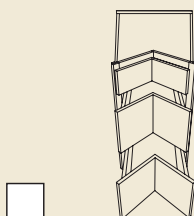
Wall Wine Cubes



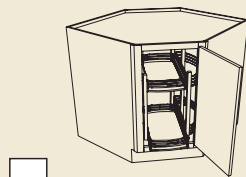
Wall Wine Diagonal



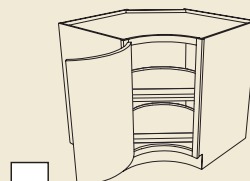
Sink/Range Base with Spice Shelves




Square Base Corner with Drawers



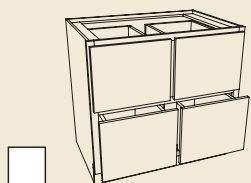
Diagonal Corner Base with Revolving Slide Shelf



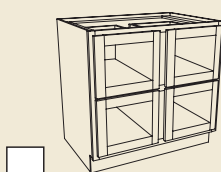
Curved In Base with Lazy Susan



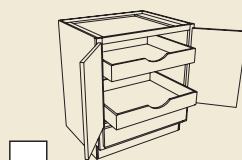
Vegetable Storage Base



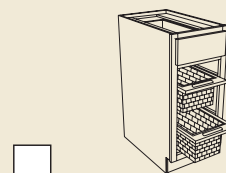
Four Deep Drawer Base



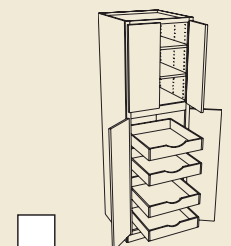
Four Drawer Base with Vegetable Front



Range Base Reverse with Roll Out Trays

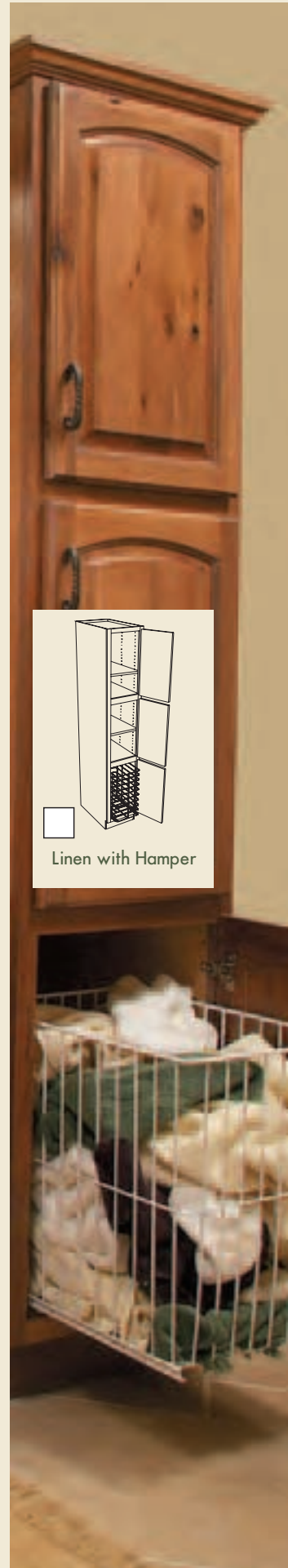
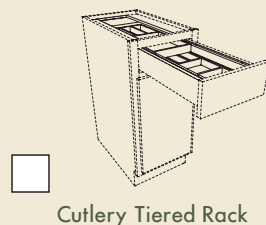
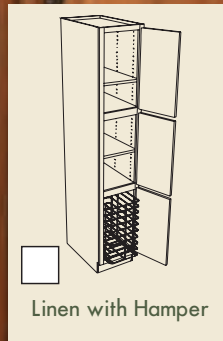
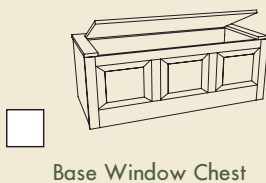
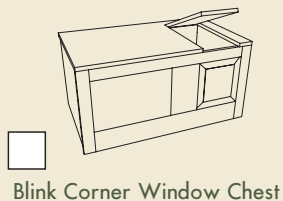
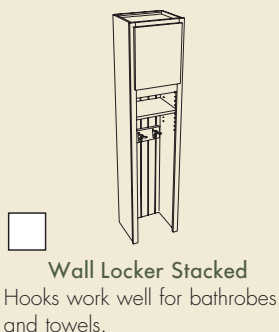
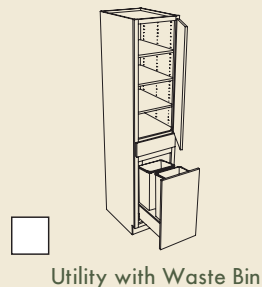
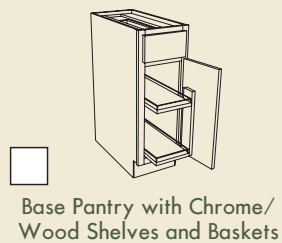
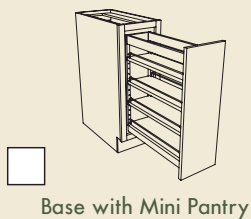
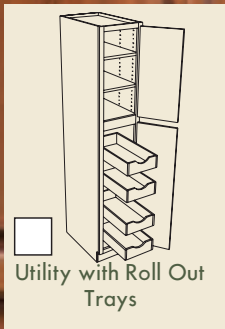


Base with Wicker Basket Storage



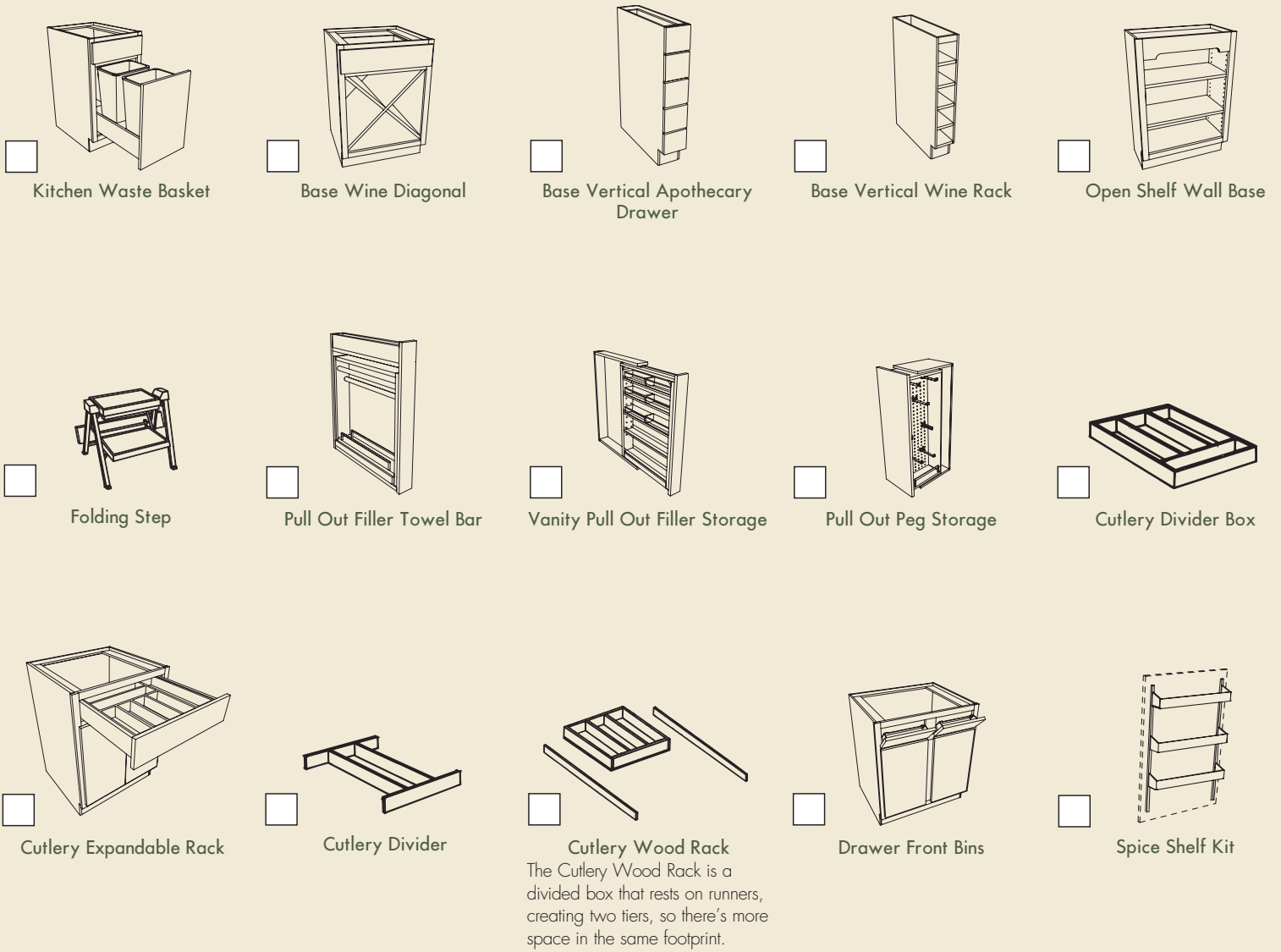
Utility with Roll Out Trays

# BATHROOM ORGANIZERS and STORAGE

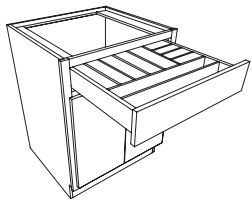




# BATHROOM ORGANIZERS and STORAGE

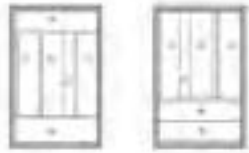


## HERE ARE JUST SIX OF THE MANY POSSIBLE ARRANGEMENTS



☐ All-Wood Drawer Organizer

### OPTIONS FOR 15" WIDE DRAWER



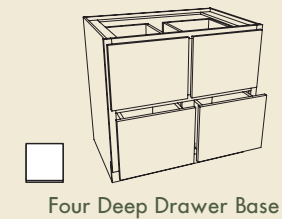
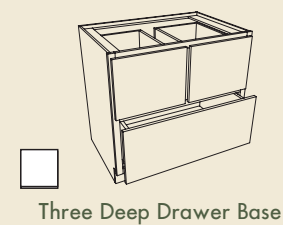
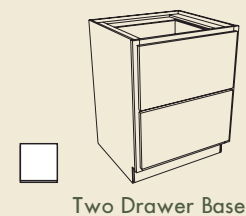
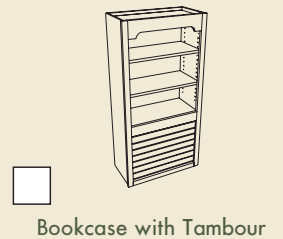
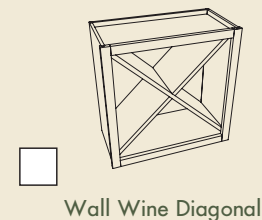
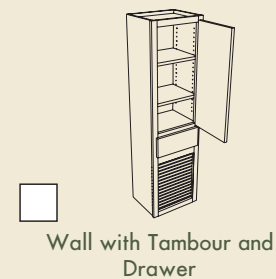
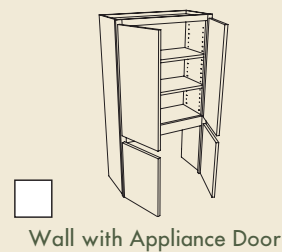
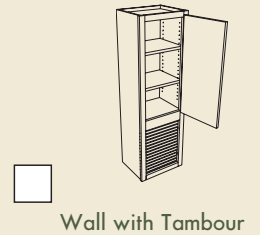
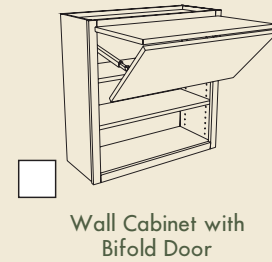

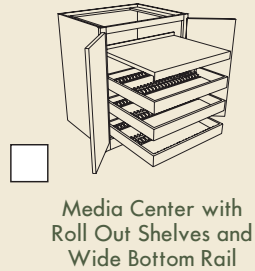
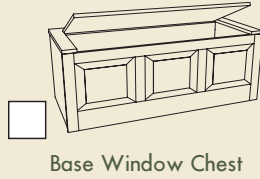
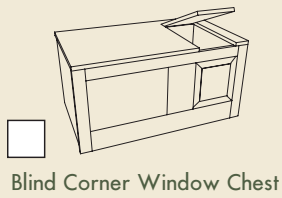
### OPTIONS FOR 18" WIDE DRAWER



### OPTIONS FOR 24" WIDE DRAWER

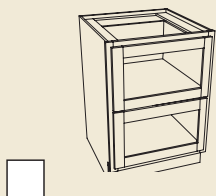


# MEDIA ROOM & FAMILY ROOM ORGANIZERS and STORAGE

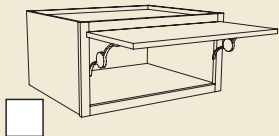




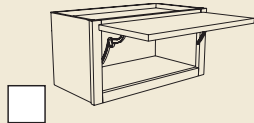
# CLOSET & MASTER SUITE ORGANIZERS and STORAGE



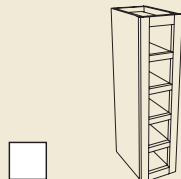
Two Drawer Base with Vegetable Drawer  
Works well in dressers too, so contents are visible.



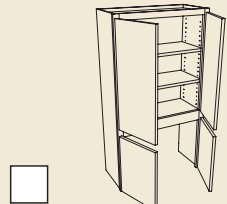
Refrigerator Wall with Tip Up Door



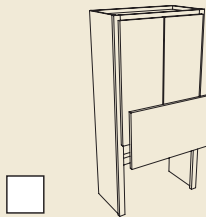
Wall Cabinet with Tip Up Door



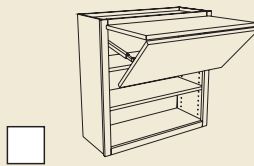
Wall Wine Cubes



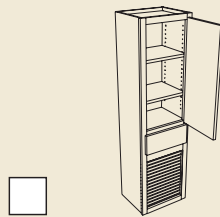
Wall with Appliance Door



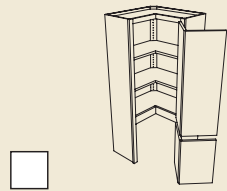
Wall with Appliance Door Vertical Lift Up



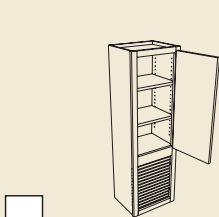
Wall Cabinet with Bifold Door



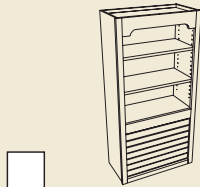
Wall with Tambour and Drawer



Square Corner Wall with Appliance Door



Wall with Tambour



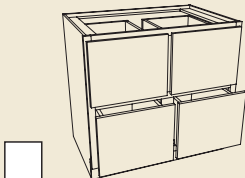
Bookcase with Tambour



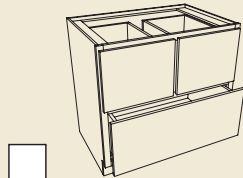
Blind Corner Window Chest



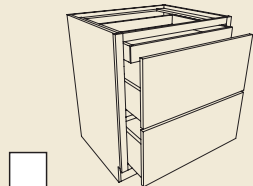
Base Window Chest



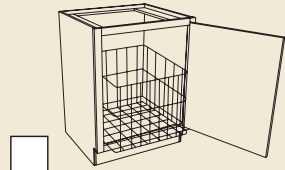
Four Deep Drawer Base



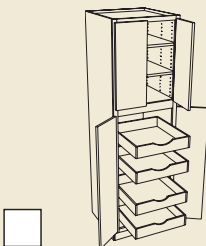
Three Deep Drawer Base




Two Drawer Base with Roll Out Tray



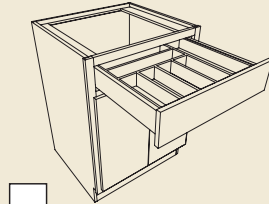
Vanity Hamper



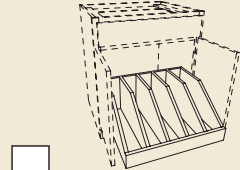
Utility with Roll Out Trays



Linen with Hamper



Cutlery Expandable Rack




Roll Out Tray Divider



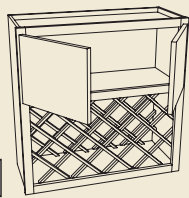
# HOME BAR ORGANIZERS and STORAGE



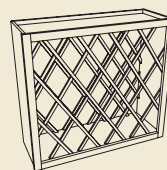
Base Island Unit  
Style C



Criss Cross Wine Rack  
above Doors



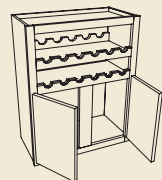
Criss Cross Wine Rack  
below Doors



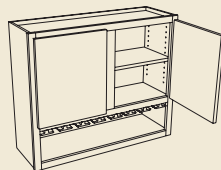
Criss Cross Wine Rack



Wall Vertical Wine Rack




Wall with Double Wine Rack  
Top



Wall with Stem Glass Rack



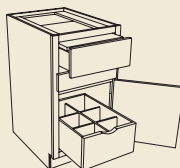
Base with  
Wine Rack Below Drawer




Wall Base Criss Cross  
Wine Rack



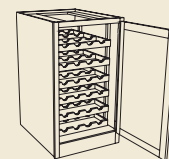
Base Vertical Wine Rack



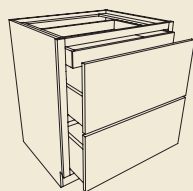
Bar Maid



Tall Waterman Wine Closet



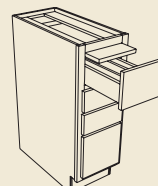
Waterman Wine Closet



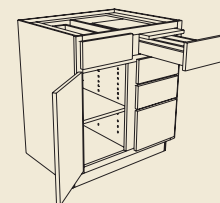
Two Drawer Base with  
Roll Out Tray



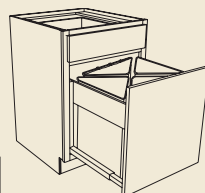
Two Drawer Base with  
Vegetable Drawer



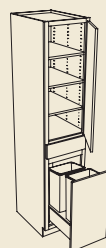
Drawer Base with Bread  
Board and Utensil Storage



Four Drawer Combination  
with Bread Board and Utensil  
Storage



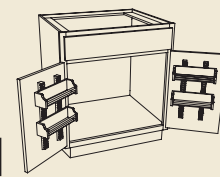
Recycle Base



Utility with Waste Bin



Wine Cube Utility



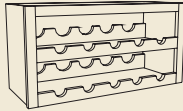
Sink/Range Base with  
Spice Shelves



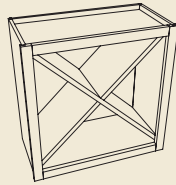
# HOME BAR ORGANIZERS and STORAGE



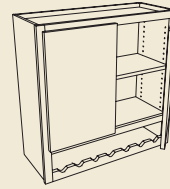
Wall Wine Cubes



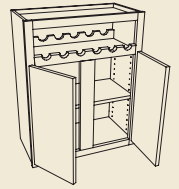
Wall Wine



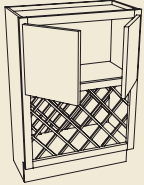
Wall Wine Diagonal



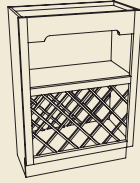
Wall with Wine Rack Bottom



Wall with Wine Rack Top



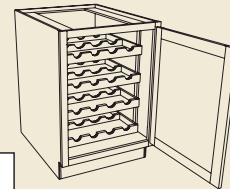
Wall Base with Wine Rack Below Doors



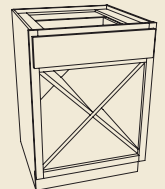
Wall Base with Wine Rack Below Open Shelf



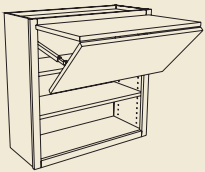
Wall Base Wine Rack



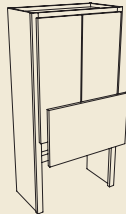
Base Waterman Wine Closet



Base Wine Diagonal



Wall Cabinet with Bifold Door



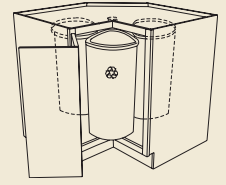
Wall with Appliance Door Vertical Lift Up



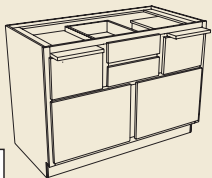
Microwave Garage with Appliance Doors



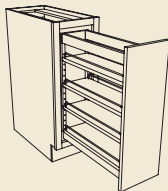
Base with Towel Bar



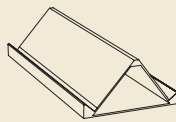
Recycle Center



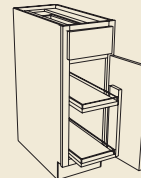
Base Pantry



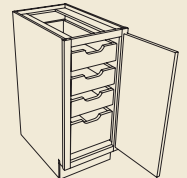
Base with Mini Pantry



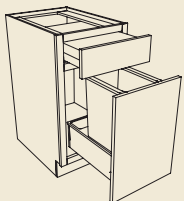
Spice Rack for Base with Mini Pantry



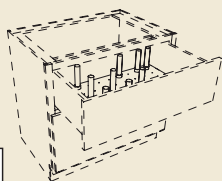
Base Pantry with Chrome/Wood Basket Shelves



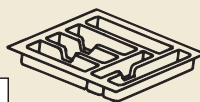
Base Full Height Door with Tall Roll Out Trays



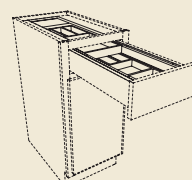
Kitchen Waste Basket with Chopping Block



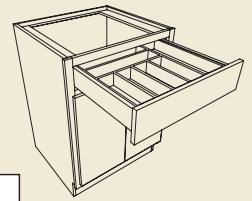
Drawer Organizer



Plastic Cutlery Divider

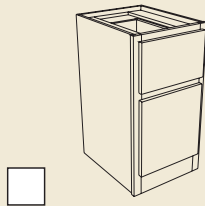



Cutlery Tiered Rack

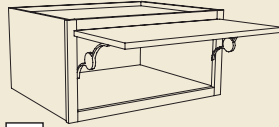


Cutlery Expandable Rack

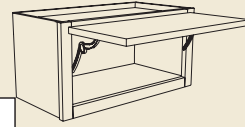
# HOME OFFICE & HOBBY ROOM ORGANIZERS and STORAGE



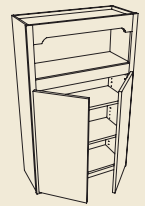
Desk File Drawer Base with Wide Bottom Rail



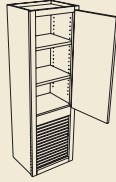
Refrigerator Wall with Tip Up Door



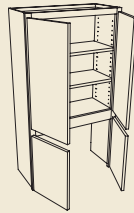
Wall Cabinet with Tip Up Door



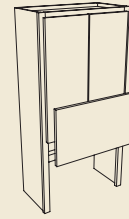
Stacked Wall Cabinet with Open Shelf Above



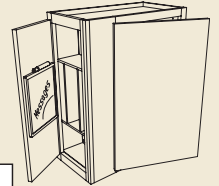
Wall with Tambour



Wall with Appliance Door



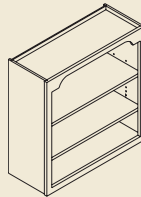
Wall with Appliance Door Vertical Lift Up




Wall Message Center



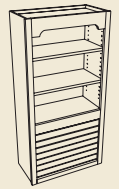
Combination Bookcase with Drawer and Beaded Back



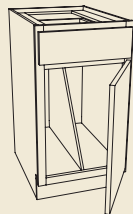
Bookcase



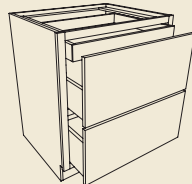
Bookcase with Beaded Back



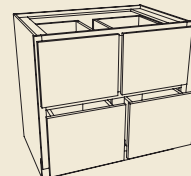
Bookcase with Tambour



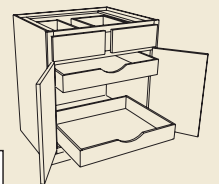
Tray Base with Drawer Above  
Works well for organizing canvases and frames.



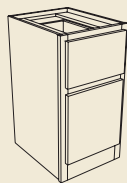
Two Drawer Base with Roll Out Tray



Four Deep Drawer Base



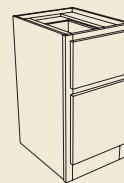
Base with Roll Out Trays



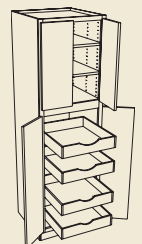
File Two Drawer Base



Open Shelf Wall Base



Desk File Drawer Base with Wide Bottom Rail



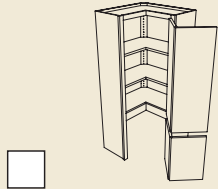
Utility with Roll Out Trays



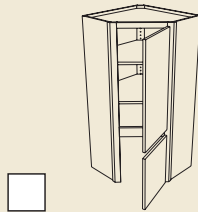
# HOME OFFICE & HOBBY ROOM ORGANIZERS and STORAGE



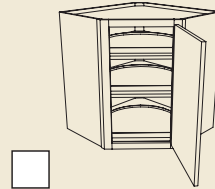
Stacked Wall Cabinet with Open Shelf Below



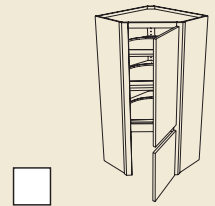
Square Corner Wall with Appliance Door



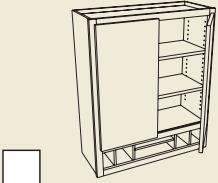
Diagonal Wall with Door



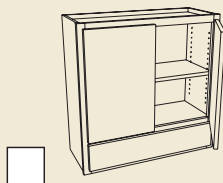
Diagonal Wall with Wood Turntables



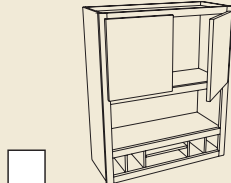
Diagonal Wall with Wood Turntables and Door



Organizer



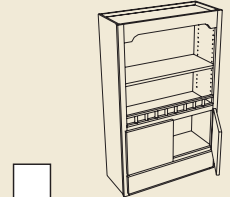
Organizer with Flip Down Header




Organizer with Book Shelf



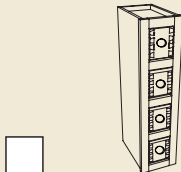
Organizer with Book Shelf and Flip Down Header



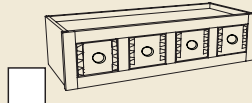
Combination Bookcase with Drawer



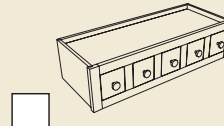
Bookcase with Tambour and Beaded Back



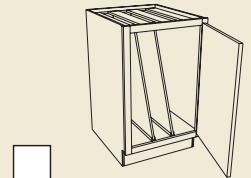
Apothecary Drawers Vertical with Dovetails



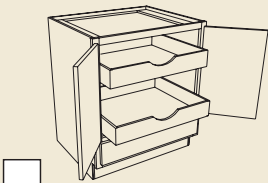
Apothecary Drawers with Dovetails



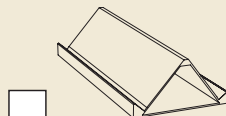
Apothecary Drawers



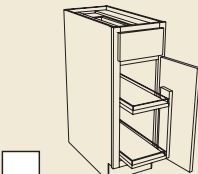
Tray Base  
Works well for organizing canvases and frames.



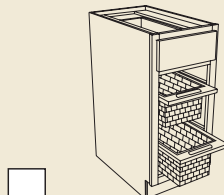
Range Base Reverse with Roll Out Trays



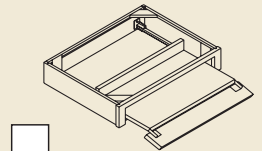
Spice Rack for Base with Mini Pantry  
Works well for paint and bead containers.



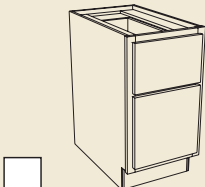
Base Pantry with Chrome/Wood Basket Shelves



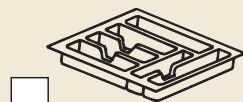
Base with Wicker Basket Storage



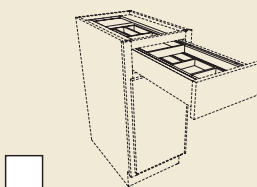
Pull Out Keyboard



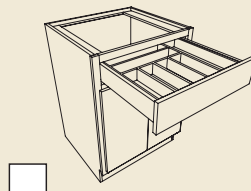
Desk File Drawer Base



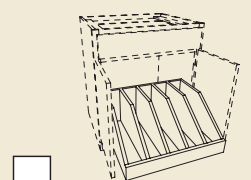
Plastic Cutlery Divider



Cutlery Tiered Rack

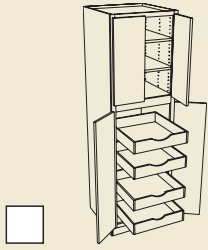


Cutlery Expandable Rack

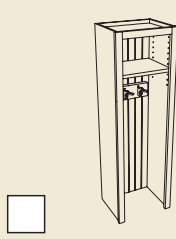


Roll Out Tray Divider  
Works well for organizing canvases and frames.

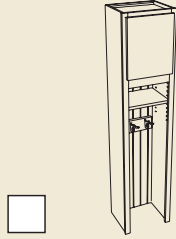
# LAUNDRY ROOM & MUD ROOM ORGANIZERS and STORAGE



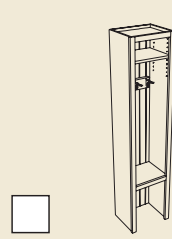
Utility with Roll Out Trays




Wall Locker



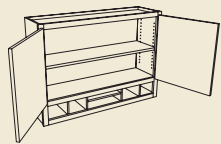
Wall Locker Stacked




Tall Locker



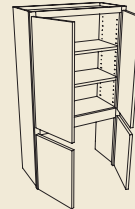
Tall Locker Stacked



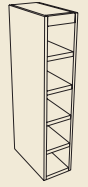
Organizer



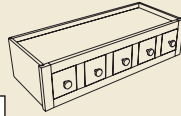
Wall with Appliance Door  
Vertical Lift Up



Wall with Appliance Door



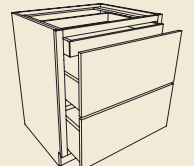
Wall Vertical Wine Rack



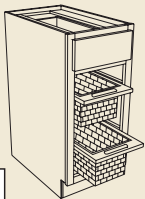
Apothecary Drawers



Bookcase with Tambour



Two Drawer Base with  
Roll Out Tray



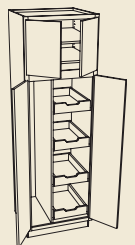
Base with Wicker  
Basket Storage



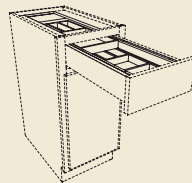
Broom Storage Base



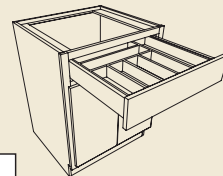
Utility and Broom  
Combination



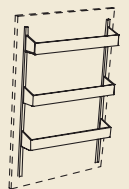
Utility Broom and Roll Tray  
Combination



Cutlery Tiered Rack



Cutlery Expandable Rack

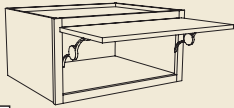


Spice Shelf Kit





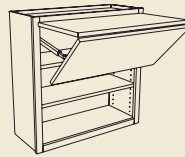
# LAUNDRY ROOM & MUD ROOM ORGANIZERS and STORAGE



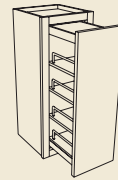
Refrigerator Wall with Tip Up Door



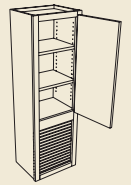
Wall Cabinet with Tip Up Door



Wall Cabinet with Bifold Door



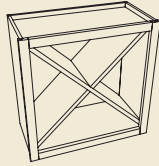
Wall Pantry



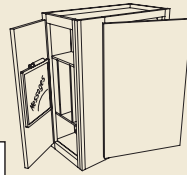
Wall with Tambour



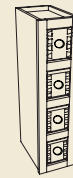
Wall Wine Cubes



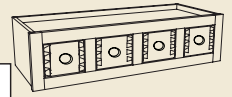
Wall Wine Diagonal



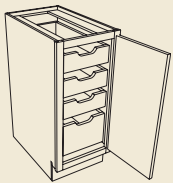
Message Center



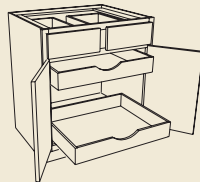
Apothecary Drawers Vertical with Dovetails



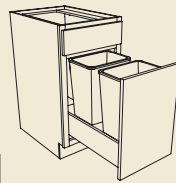
Apothecary Drawers with Dovetails



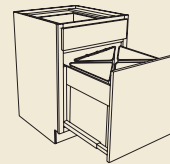
Base Full Height Door with Tall Roll Out Trays



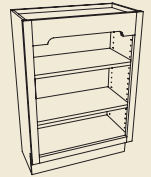
Base with Roll Out Trays



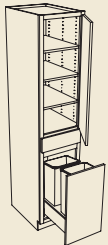
Kitchen Waste Basket



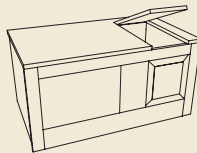
Recycle Base



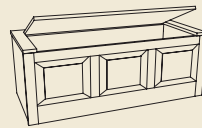
Open Shelf Wall Base



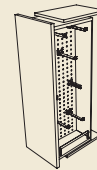
Utility and Waste Bin



Blind Corner Window Chest



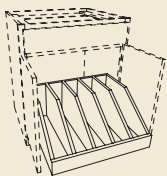
Base Window Chest



Pull Out Peg Storage



Folding Step



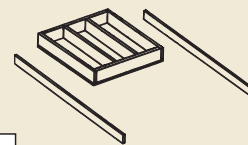
Roll Out Tray Divider



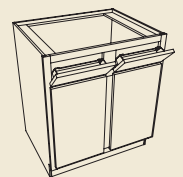
Wall Spice Shelf



Cutlery Divider



**Cutlery Wood Rack**  
The Cutlery Wood Rack is a divided box that rests on runners, creating two tiers, so there's more space in the same footprint.



**Drawer Front Bins**  
Tilt forward bins are a handy place to store keys.



## YOUR HOME. OUR PLANET. STARMARK CABINETRY TAKES CARE OF BOTH.

Because there is no room in a landfill for a kitchen, we use no shortcuts when we create StarMark Cabinetry. Well-crafted custom cabinetry is what we've always built, and we do it wisely. That's good for your home, and good for our planet.

**StarMark is ESP certified, but what does that mean?** In 2006, the Kitchen Cabinet Manufacturers Association ([www.kcma.org](http://www.kcma.org)) began certifying cabinet manufacturers who prove they are using sustainable practices and products. Certification must be earned yearly.

StarMark Cabinetry was one of the first companies to earn ESP certification, and we have earned the certification each year.

ESP certification is awarded to manufacturers who use materials with low formaldehyde emissions, use recycled materials, and use hardwoods certified through a recognized sustainable forestry program.

ESP requires manufacturers to have a written environmental policy and to work with their suppliers to protect the environment.

### **Why should I trust ESP?**

Unlike other certification programs, ESP takes into account the complete life cycle of a product. ESP requires recycling and energy conservation.

Unlike many other certification programs, ESP encourages local community involvement. **Find out more about ESP at [www.greencabinetsource.org](http://www.greencabinetsource.org).**

KCMA has proven their ability to set and enforce rigorous standards as verified by the American National Standards Institute (ANSI).

### **StarMark Cabinetry is CARB compliant, but what does that mean?**

In technical terms, this means 100% of StarMark Cabinetry's products are compliant with the California Air Resources Board (CARB) Airborne Toxic Control Measure (ATCM) to reduce formaldehyde emissions from composite wood products including hardwood plywood (HWPV), medium density fiberboard (MDF), and particleboard (PB) (Title 17, California Code of Regulations §93120-93120.12).

In laymen's terms, it means that StarMark Cabinetry complies with the nation's strictest regulations regarding formaldehyde.

StarMark Cabinetry's CARB compliance coupled with its ESP certification assures that your cabinetry is manufactured by an environmentally responsible company with environmentally friendly manufacturing materials and processes.

### **What material does StarMark Cabinetry use to make their cabinets?**

StarMark Cabinetry is created with quality hardwoods: oak, maple, cherry, hickory and alder.

For the past forty years, American hardwood new growth has exceeded its harvest—it is sustainable. Besides supplying wood to create long lasting—not disposable—cabinets, sustainable forests benefit our environment. There is zero depletion of forestland as a resource, and low and fully recoverable impact on habitats and ecosystems. A sustainable forest has a positive impact on "greenhouse" gases, absorbing carbon dioxide and releasing oxygen. Many homeowners are surprised to find out wood is one of the greenest construction materials. If you compare the energy needed to extract, manufacture and transport construction material, brick uses four times the energy of wood; concrete, five times; plastic, six times; and aluminum, 126 times!

StarMark's Exotic Veneers—Bamboo, Rosewood, Wenge—each have a core that's certified NAUF—no added urea formaldehyde. On top of each veneer is a water-based—not acrylic based—top coat. To create the bamboo veneer, bamboo is steamed (caramelized) to create a rich tone. The rosewood and wenge are created from renewable plantation hardwoods. No endangered trees are in harm's way to create these exotic looks!

### **What materials does StarMark recycle?**

StarMark Cabinetry recycles cardboard, paper and electronics and also items not usually thought of as recyclable, such as forklift batteries, coolant and shop lights. Wood scrap and dust is used to generate energy in ethanol plants. Shelves for cabinets are made in part from recycled wood. Surplus office supplies are donated to charitable organizations.

### **Our Continuous Improvement Teams are the ultimate green movement.**

These days, reducing waste is called "eco-awareness". We've always just called it common sense. When you build something right the first time, there's not much waste to worry about.

StarMark Cabinetry excels at getting it right the first time. Ask the kitchen designers who specify our cabinets, and ask the homeowners across the nation who have a StarMark kitchen.

The credit for our quality goes to our employees. Our Continuous Improvement teams pinpoint the reasons for errors and then solve them.

It's not flashy. Just wise.





**STARMARK<sup>®</sup>**  
C A B I N E T R Y



# STARMARK<sup>®</sup>

## CABINETS

600 East 48th Street North ★ Sioux Falls, SD 57104  
1-800-594-9444 ★ [www.starmarkcabinetry.com](http://www.starmarkcabinetry.com)

© 2010 StarMark Cabinetry S1890

Made in America by craftsmen  
in Sioux Falls, South Dakota.



Please bear in mind that variation is inherent in wood, and actual finishes may differ substantially from what you see here. As we continually seek to improve materials and production methods, StarMark reserves the right to change specifications, offerings or designs without notice.



[www.kcma.org](http://www.kcma.org)  
[www.greencabinetsource.org](http://www.greencabinetsource.org)

StarMark Cabinetry is ESP certified.  
StarMark Cabinetry is CARB compliant.  
For more information, see page 80.





BATH FURNITURE FROM STARMARK CABINETRY

Now you can fall  
crazy-happy-in love  
with your bathroom.

**STARMARK®**  
C A B I N E T R Y



*The Look*



# Fresh Traditional

*This Tailored Vanity, Tailored Linen Closet and Tailored Mirror were created with StarMark's Breckenridge door style in Maple finished in Chestnut.*

## The details for your designer

**Tailored Vanity** Combination Drawer & Sink Base with Wide Stiles (VSDV4521, Block 8632)

**Stiles** FCWRT Wright

**Toe Treatment** VTTE Eyebrow

**Tailored Linen Closet** with Wide Stiles (VLV278421, Block 8922)

**Stiles** FCWRT Wright

**Toe Treatment** VTTE Eyebrow

**Moulding Platform** MOLDPM2721 (Block 8950) with MOLLT and LCCM

**Mirror** Tailored Mirror with Moulding (VMIR3036, Block 8805) with LCCM top moulding and BCE bottom moulding

**Options used** Regent Profile drawer headers; moulding platform on Linen Closet

## The options for you

Create this suite in any door, any specie, any finish, including custom stain, custom stain with glaze, custom paint and custom paint with glaze. Excludes Bamboo, Rosewood, Wenge.

See pages 14-15.

**A Tailored Vanity** six options

**B Tailored Linen Closet** six options

**C Stiles** eight options

**D Toe Treatment** four options

**E Tailored Mirror** three looks, from elaborate to simple







# The Look Country Squire



*This Spa Vanity was created with StarMark's Georgetown door style in Cherry finished in Paprika with Chocolate glaze.*

## The details for your designer

**Spa Vanity** Double Sink (2VDSG6055, Block 8754)

**Legs** GL45534 Plain

**Options used** Five-piece drawer headers

## The options for you

Create this vanity in any door, any specie, any finish, including custom stain, custom stain with glaze, custom paint and custom paint with glaze. Excludes Bamboo, Rosewood, Wenge.

See pages 14-15.

**A Spa Vanity** six options

**B Legs** eleven options







*The Look*



# Urban Getaway

*This Spa Vanity and Tailored Mirror were created with StarMark's Tempo door style in Cherry finished in Java.*

## The details for your designer

**Spa Vanity** Combination Two Drawer Stack with Plinth Shelf (2VCDGP5435, Block 8765)

**Legs** GLO5334SQR

**Shelf edge** cc

**Mirror** Tailored Mirror (MIRROR3636, Block 8800)

## The options for you

Create this vanity and mirror in any door, any specie, any finish, including custom stain, custom stain with glaze, custom paint and custom paint with glaze. Excludes Bamboo, Rosewood, VVenge.

See pages 14-15.

**A Spa Vanity** six options

**B Shelf edge** four options

**C Legs** eleven options

**D Tailored Mirror** three looks, from elaborate to simple







# The Look



# His & Hers

*This Tailored Vanity, Tailored Linen Closet and Tailored Mirrors were created with StarMark's Accord door style in Cherry finished in Butterscotch.*

## The details for your designer

**Tailored Vanity** Combination Drawer and Sink Base with Wide Stiles [VSDV3621, 18" deep, Block 8632]

**Stiles** CBBLP Plain

**Toe Treatment** VTТА Traditional

**Tailored Linen Closet** with Hamper and Wide Stiles [VLHW218421, Block 8902]

**Stiles** CBBLP Plain

**Toe Treatment** VTТА Traditional

**Moulding Platform** MOLPM2122 (Block 8950) with MOLCT and WCM

**Mirror** Tailored Mirror with Moulding [VMIR2436, Block 8805] with WCM top moulding and BLSM bottom moulding

**Options used** Five-piece drawer headers; moulding platform on Linen Closet

## The options for you

Create this suite with any door, any specie, any finish, including custom stain, custom stain with glaze, custom paint and custom paint with glaze. Excludes Bamboo, Rosewood, Wenge.

See pages 14-15.

**A Tailored Vanity** six options

**B Tailored Linen Closet** six options

**C Stiles** eight options

**D Toe Treatment** four options

**E Tailored Mirror** three looks, from elaborate to simple







# The Look Fresh Aire



*This Spa Vanity and Tailored Mirror were created with StarMark's Bridgeport door style in Oak finished in Honey.*

## The details for your designer

**Spa Vanity** Sink and Drawer Combination (2VSDG4235, Block 8752)

**Legs** GL42334 Plain

**Mirror** Tailored Mirror with Moulding (VMIR3036, Block 8805) with ACCM top moulding and SCM bottom moulding

## The options for you

Create this vanity and mirror in any door, any specie, any finish, including custom stain, custom stain with glaze, custom paint and custom paint with glaze. Excludes Bamboo, Rosewood, Wenge.

See pages 14-15.

**A Spa Vanity** six options

**B Legs** eleven options

**C Tailored Mirror** three looks, from elaborate to simple









*This Spa Vanity was created with StarMark's Alexandria inset door style in Cherry finished in Chateaux Brittany.*

### **The details for your designer**

**Spa Vanity** Combination Two Drawer Stack (2VCDG4855, Block 8756)

**Legs** GL45534 Plain

**Options used** Beaded inset frame option and concealed hinges

### **The options for you**

Create this vanity in any door, any specie, any finish, including custom stain, custom stain with glaze, custom paint and custom paint with glaze. Excludes Bamboo, Rosewood, Wenge.

See pages 14-15.

**Spa Vanity** six options

**Legs** eleven options

**Tailored Mirror** three looks, from elaborate to simple

The mirror shown at left was homeowner supplied.



*This Spa Vanity was created with StarMark's Laforest inset door style in Cherry finished in Harvest.*

### **The details for your designer**

**Spa Vanity** Sink & Drawer Combination (2VSDG3635, Block 8752)

**Legs** GL42334 Plain

**Options used** Beaded inset frame option, Profiled drawer headers and concealed hinges

### **The options for you**

Create this vanity in any door, any specie, any finish, including custom stain, custom stain with glaze, custom paint and custom paint with glaze. Excludes Bamboo, Rosewood, Wenge.

See pages 14-15.

**Spa Vanity** six options

**Legs** eleven options

**Tailored Mirror** three looks, from elaborate to simple

The mirror shown at left was homeowner supplied.



*This Spa Vanity was created with StarMark's Mackay inset door style in Maple finished in a custom tinted varnish called Peppercorn.*

### The details for your designer

**Spa Vanity** Double Sink with Plinth Shelf (2VDSGP5435, Block 8767)

**Legs** GL05334SQR

**Shelf edge** cc

**Mirror** Tailored Mirror (MIRROR2436, Block 8800)

**Options used** Beaded inset frame option and concealed hinges

### The options for you

Create this vanity and mirror in any door, any specie, any finish, including custom stain, custom stain with glaze, custom paint and custom paint with glaze. Excludes Bamboo, Rosewood, Wenge.

See pages 14-15.

**Spa Vanity** six options

**Shelf edge** four options

**Legs** eleven options

**Tailored Mirror** three looks, from elaborate to simple



*This Spa Vanity was created with StarMark's Ridgeville door style in Maple finished in Paprika.*

### The details for your designer

**Spa Vanity** Combination Two Drawer Stack with Plinth Shelf (2VCDGP5455, Block 8765)

**Legs** GL42534 Plain

**Shelf edge** cc

**Options used** Five-piece drawer headers

### The options for you

Create this vanity in any door, any specie, any finish, including custom stain, custom stain with glaze, custom paint and custom paint with glaze. Excludes Bamboo, Rosewood, Wenge.

See pages 14-15.

**Spa Vanity** six options

**Shelf edge** four options

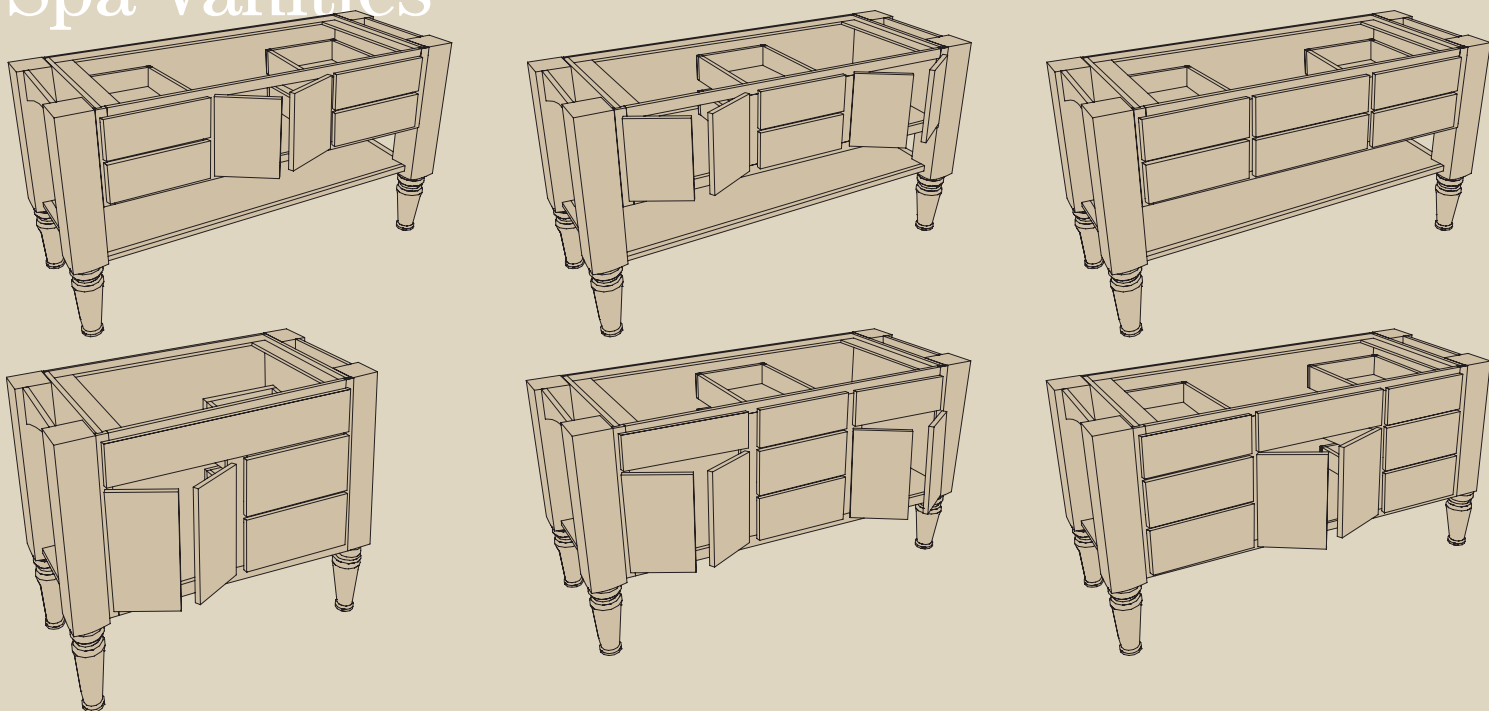
**Legs** eleven options

**Tailored Mirror** three looks, from elaborate to simple

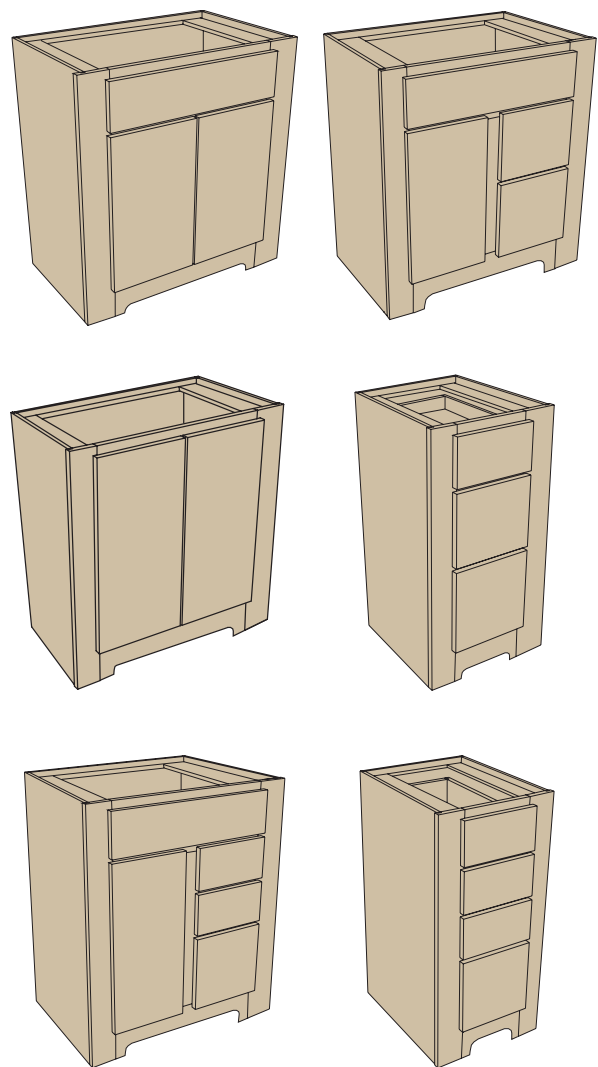
The mirror shown at right was homeowner supplied.



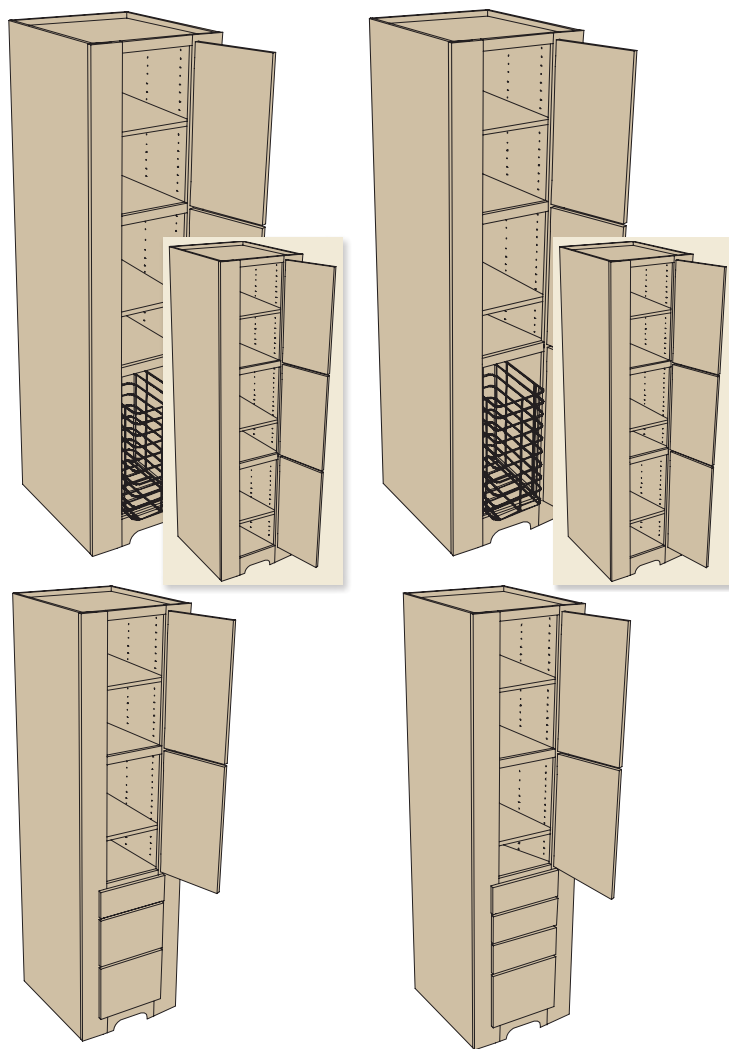
# Spa Vanities



# Tailored Vanities

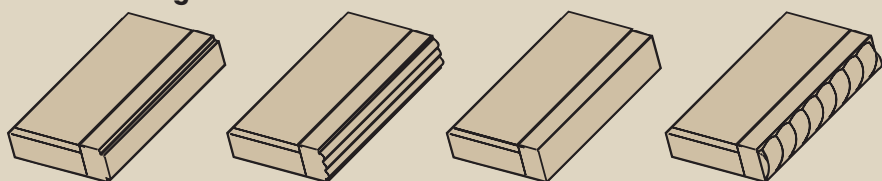


# Tailored Linen Closets

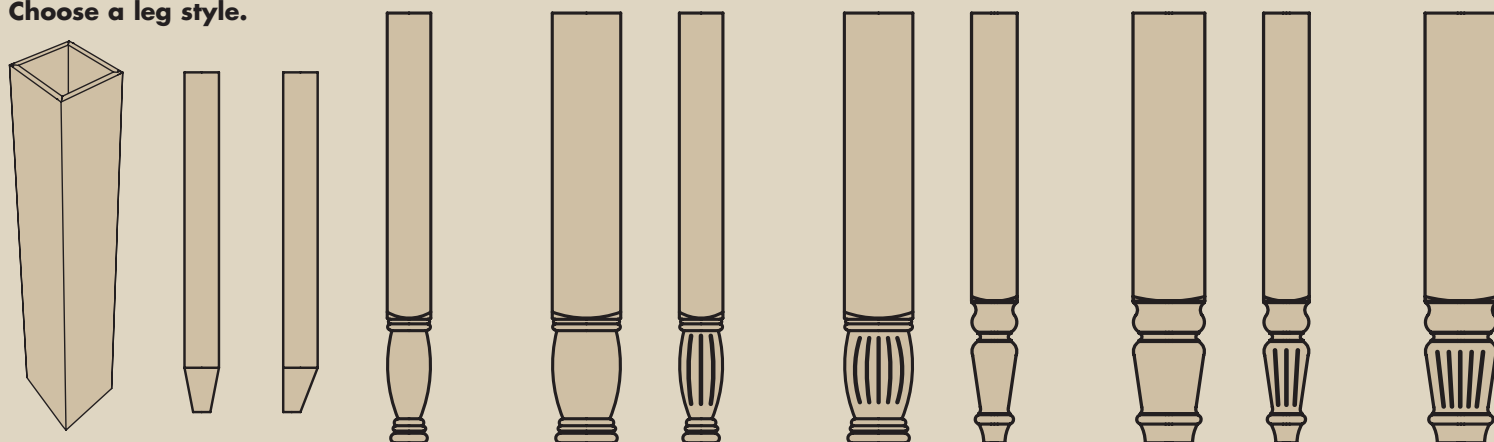





Choose an edge for the shelf.



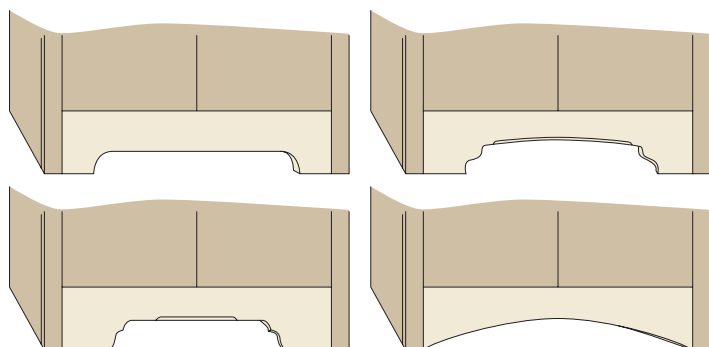
Choose a leg style.



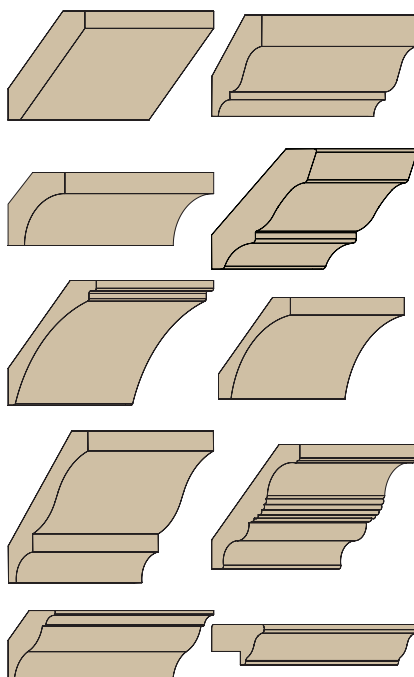
Choose an embellishment for the Tailored Vanities, Tailored Linens and Tailored Mirrors, which have room for decorative accents on the front. They are placed on the part of the cabinet your designer calls "wide stiles."



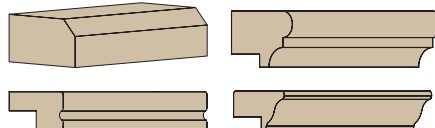
Choose the look for the bottom of the cabinet, your designer calls this a "toe treatment."



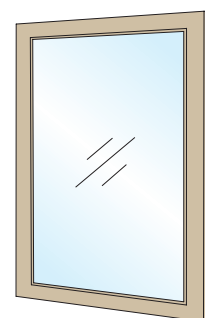


Choose moulding for the top of the linen closet and/or mirror.



Choose moulding for the bottom of the mirror.



## Tailored Mirrors



*The Look*

# Good morning, Your Highness

*This Spa Vanity and  
Tailored Mirror were  
created with StarMark's  
Accord door style in  
Maple finished in White.*

## The details for your designer

**Spa Vanity** Six Drawer Front Combination with Plinth Shelf  
(VG6DP4835, Block 8769)

**Legs** GL42334 Plain

**Shelf edge** bb

**Mirror** Tailored Mirror with Moulding (VMIR2436, Block 8805) with LCCM top moulding and BLSM bottom moulding

**Options used** Five-piece drawer headers

## The options for you

Any door, any specie, any finish, including custom stain, custom stain with glaze, custom paint and custom paint with glaze. Excludes Bamboo, Rosewood, Wenge.

See pages 14-15.

**A Spa Vanity** six options

**B Shelf edge** four options

**C Legs** eleven options

**D Tailored Mirror** three looks, from elaborate to simple



# STARMARK®

C A B I N E T R Y

600 East 48th Street North • Sioux Falls, SD 57104

© 2011 StarMark Cabinetry #1995



StarMark Cabinetry  
is ESP certified and  
CARB compliant.



StarMark Cabinetry is  
made in America by craftsmen in  
Sioux Falls, South Dakota.

Please bear in mind that variation is inherent in wood, and actual finishes may differ substantially from what you see here. As we continually seek to improve materials and production methods, StarMark Cabinetry reserves the right to change specifications, offerings or designs without notice.





STARMARK  
CABINETS

# INSET CABINETS

**consumers**  
KITCHEN & BATH *Specialists*

CALL 631-563-3200 OR VISIT US ONLINE AT [WWW.CONSUMERSKITCHENS.COM](http://WWW.CONSUMERSKITCHENS.COM)

Doors		Alexandria	Danburg	Laforest	Kingsberry
Specie and Style Options					
Specie Options					
Alder		●	●	●	●
Rustic Alder		●	●	●	●
Cherry		●	●	●	●
Maple		●	●	●	●
Quarter Sawn Oak		●	●	●	●
Styling Options					
Five (5) Piece Header		●	●	●	●
Furniture Pegs		●	●	●	●
Profiled Header					●
Frame Options					
Beaded Inset		●	●	●	●
Flush Inset		●	●	●	●

ALEXANDRIA



Alexandria door style in Maple finished in Aegean Mist with Bronze glaze and Cottage. Shown in Flush Inset.  
A 12/C 12/M 11/Q 12/RA 12

DANBURG



Danburg door style in Cherry finished in Toffee. Shown in Beaded Inset.  
A 11/C 11/M 11/Q 11/RA 11

PROFILED  
DRAWER HEADER

This option adds detail to the profile of solid-wood inset drawer headers and provides contours for additional glaze hang up. This option is available on the Kingsberry and Laforest inset door styles.



Kingsberry door style in Rustic Alder finished in Chestnut with Ebony glaze. Shown in Beaded Inset with optional Profiled drawer header.



Laforest door style in Cherry finished in Natural. Shown in Beaded Inset with optional Profiled drawer header.



Alexandria door style in Quarter Sawn Oak finished in Oregano with Chocolate glaze. Shown in Beaded Inset with optional Five-Piece drawer header.  
A 11/C 11/M 11/Q 11/RA 11



Danburg door style in Alder finished in Butterscotch with Chocolate glaze and Old World Distressing. Shown in Beaded Inset with optional Five-Piece drawer header.  
A 11/C 11/M 11/Q 11/RA 11

Designers, we have printed each door's price column in this brochure. You'll find it under each door, in the last row of the description. Price columns don't change often, but they do change, so when you prepare a quote, always check the current Door Column Pricing. This document is available online on the Dealer Only Website. Price columns in this brochure are for quick comparison ONLY.



## INSET CABINETRY DOOR STYLES

## DEWITT



*DeWitt door style in Rustic Alder finished in Toffee with Chocolate glaze. Shown in Flush Inset.*  
A 11/C 11/M 11/Q 11/RA 11

## FAIRHAVEN



*Fairhaven door style in Quarter Sawn Oak finished in Natural. Shown in Flush Inset.*  
A 11/C 11/M 11/Q 11/RA 11

## KINGSBERRY



*Kingsberry door style in Alder finished in Rattan with Chocolate glaze. Shown in Flush Inset.*  
A 11/C 11/M 11/Q 11/RA 11



*DeWitt door style in Alder finished in Oregano with Chocolate glaze. Shown in Beaded Inset with optional Five-Piece drawer header.*  
A 11/C 11/M 11/Q 11/RA 11



*Fairhaven door style in Maple finished in Eggnog. Shown in Flush Inset with optional Five-Piece drawer header.*  
A 11/C 11/M 11/Q 11/RA 11



*Kingsberry door style in Quarter Sawn Oak finished in Honey with Chocolate glaze. Shown in Flush Inset with optional Five-Piece drawer header.*  
A 11/C 11/M 11/Q 11/RA 11

Doors					
Specie and Style Options	Knottinghams in	Lafayette	Lafontaine	Laforest	Madray
Specie Options					
Alder	●	●	●	●	●
Rustic Alder	●	●	●	●	●
Cherry	●	●	●	●	●
Maple	●	●	●	●	●
Quarter Sawn Oak	●	●	●	●	●
Styling Options					
Five (5) Piece Header	●	●	●	●	●
Furniture Pegs	●	●	●	●	●
Profiled Header				●	
Frame Options					
Beaded Inset	●	●	●	●	●
Flush Inset	●	●	●	●	●

KNOTTINGHAM



Knottingham door style in Rustic Alder finished in Natural with Chocolate glaze. Shown in Beaded Inset.  
A 11/C 11/M 11/Q 11/RA 11

LAFAYETTE



Lafayette door style in Cherry finished in Chateaux Brittany. Shown in Flush Inset.  
A 11/C 11/M 11/Q 11/RA 11

FACE FRAME OPTIONS

All inset door styles are available with a Beaded or Flush face frame.



BEADED INSET FACE FRAME  
Openings of face frame feature a bead.



FLUSH INSET FACE FRAME  
Openings of face frame are square.



Knottingham door style in Alder finished in Toffee with Chocolate glaze and Old World Distressing. Shown in Flush Inset with optional Five-Piece drawer header.  
A 11/C 11/M 11/Q 11/RA 11



Lafayette door style in Quarter Sawn Oak finished in Harvest with Chocolate glaze. Shown in Beaded Inset with optional Five-Piece drawer header.  
A 11/C 11/M 11/Q 11/RA 11

Designers, we have printed each door's price column in this brochure. You'll find it under each door, in the last row of the description. Price columns don't change often, but they do change, so when you prepare a quote, always check the current Door Column Pricing. This document is available online on the Dealer Only Website. Price columns in this brochure are for quick comparison ONLY.



## INSET CABINETRY DOOR STYLES

## LAFONTAINE



*Lafontaine door style in Maple finished in Amaretto. Shown in Flush Inset.*  
A 11/C 11/M 11/Q 11/RA 11

## LAFOREST



*Laforest door style in Cherry finished in Butterscotch with Chocolate glaze and Old World Distressing. Shown in Flush Inset.*  
A 11/C 11/M 11/Q 11/RA 11

## MACKAY



*Mackay door style in Quarter Sawn Oak finished in Paprika with Chocolate glaze. Shown in Flush Inset.*  
A 11/C 11/M 11/Q 11/RA 11



*Lafontaine door style in Maple finished in Natural. Shown in Beaded Inset with optional Five-Piece drawer header.*  
A 11/C 11/M 11/Q 11/RA 11




































*Laforest door style in Maple finished in White. Shown in Flush Inset with optional Five-Piece drawer header.*  
A 11/C 11/M 11/Q 11/RA 11



*Mackay door style in Rustic Alder finished in Harvest with Ebony glaze. Shown in Beaded Inset with optional Five-Piece drawer header.*  
A 11/C 11/M 11/Q 11/RA 11

**ALDER** is a soft hardwood with a fine, straight grain and even texture. Color is light brown with a yellow or reddish tinge. When you compare alder’s heartwood with its sapwood, there is insignificant color difference. Alder does not evolve in color or darken when exposed to light or heat as other woods do. Alder takes stains and finishes well. It is one of the softest hardwoods so it can be damaged easily. Some small tight knots can be found with standard Alder.

ALDER & RUSTIC ALDER STAINS & GLAZES			
Java		n/a	n/a
Burgundy		n/a	
Brittany			
Nutmeg			
Chestnut		n/a	
Cappuccino			n/a
Paprika			
Butterscotch			
Oregano			
Toffee			
Harvest			
Rattan			
Natural			n/a
Stains      Chocolate Glaze      Ebony Glaze			

*Kingsberry door style in Alder finished in Rattan with Chocolate glaze. Shown in Flush Inset.*




































With **RUSTIC ALDER** there will be “character” spots (knots, burls, blemishes, etc.) on center panels as well as stiles and rails of the door and drawer headers, which could impact hardware placement. Knots, if they appear, will be sound and will be closed. At certain angles, light could be visible through the knot. With Rustic Alder inset cabinetry, the doors and drawer headers are Rustic Alder. The face frames are standard Alder.



*Nottingham door style in Rustic Alder finished in Natural with Chocolate glaze. Shown in Beaded Inset.*

**CHERRY** displays a distinctive grain pattern and warm color shadings, ranging from nearly white to dark reddish brown. Dark pockets, pin knots and random streaks are common. More than most woods, Cherry will darken when exposed to light, especially in light stains.

CHERRY STAINS & GLAZES			
Java		n/a	n/a
Burgundy		n/a	
Brittany			
Nutmeg			
Chestnut		n/a	
Cappuccino			n/a
Paprika			
Butterscotch			
Oregano			
Toffee			
Harvest			
Rattan			
Natural			n/a
Stains      Chocolate Glaze      Ebony Glaze			





















*Alexandria door style in Cherry finished in Brittany. Shown in Beaded Inset with optional Five-Piece drawer header.*





INSET CABINETRY FINISHES



































**QUARTER SAWN OAK** is milled at an angle 60 to 90 degrees from the grain allowing rays and flecks to become visible, giving the wood unique character and dimension. Oak coloration can range from golden blond to deeper reddish tones.

QUARTER SAWN OAK STAINS & GLAZES		
Java		n/a
Chestnut		n/a
Paprika		
Nutmeg		
Cappuccino		
Toffee		
Oregano		
Honey		
Harvest		
Natural		
Champagne		
	Stains	Chocolate Glaze

*Laforest door style in Quarter Sawn Oak finished in Toffee with Chocolate glaze. Shown in Beaded Inset with optional Profiled drawer header.*



**MAPLE** is a versatile hardwood with a fine, smooth grain. Maple varies in color from nearly white to a slightly reddish brown. Mineral or sugar streaks occur naturally in Maple and can vary from piece to piece. Variations will be more noticeable in lighter stains.

MAPLE STAINS & GLAZES					
Chestnut		n/a	n/a	n/a	n/a
Paprika		n/a	n/a	n/a	
Cappuccino		n/a	n/a	n/a	
Caramel				n/a	
Butterscotch					
Oregano					
Honey					
Natural		n/a	n/a	n/a	
Amber		n/a			
Champagne		n/a			
	Stains	Vanilla Glaze	Latté Glaze	Nickel Glaze	Chocolate Glaze

*Mackay door style in Maple finished in Caramel. Shown in Flush Inset.*






*Alexandria door style in Cherry finished in Chateaux Brittany. Shown in Beaded Inset.*

## CHATEAUX

Chateaux takes distressing to the next level. Door and drawer front edges are softened and given added dimension through a glaze technique called “padding”. Padding concentrates a darker color on the door’s outer edges then softens the color into the main stain area. Then speckling is applied. Patina is accomplished with rounded corners, worn edges, knife cuts, worm holes, rasping, and dips hand-applied to the drawers and doors and throughout the cabinetry. A protective topcoat completes the look. Available on all Cherry inset door styles in Brittany, Cappuccino, Nutmeg, Oregano and Toffee.



*Lafayette door style in Cherry finished in Chateaux Brittany. Shown in Flush Inset.*



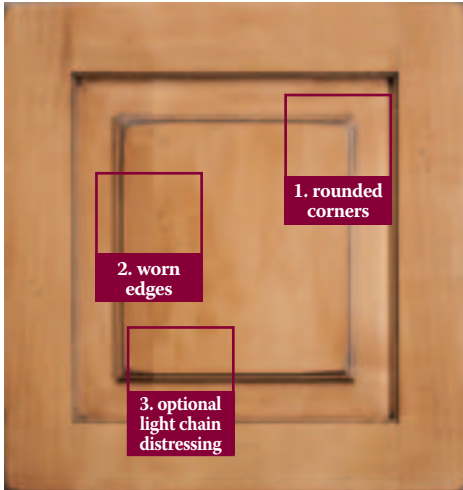
*Laforest door style in Cherry finished in Chateaux Toffee. Shown in Flush Inset.*



*Alexandria door style in Cherry finished in Chateaux Cappuccino. Shown in Beaded Inset.*



## INSET CABINETRY FINISHES



Danburg door style in Maple finished in Butterscotch with Chocolate glaze and Cottage.

### COTTAGE

Cottage is created by sanding through the finish to expose **1. rounded corners** and **2. worn edges**. Adding glaze brings out the wood's unique texture. **3. Light chain distressing is optional**. A protective topcoat completes the look.

Any Stain with Glaze combination can receive Cottage. Cottage is available on all Alder, Cherry, Maple and Quarter Sawn Oak inset door styles.



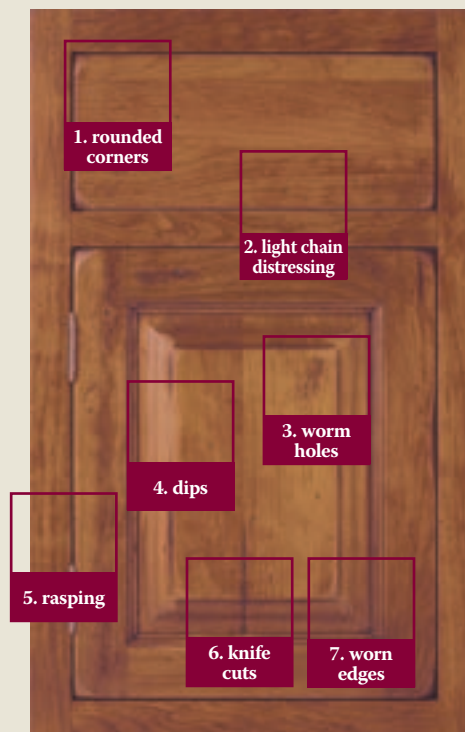
Laforest door style in Maple finished in Oatmeal. Shown in Flush Inset.

### OATMEAL

Oatmeal is a warm, distressed Maple finish achieved by hand-applying Champagne stain and antiquing it with Chocolate glaze. Spattering is not applied. It's accented with worn edges, rounded corners and light chain distressing.

#### ALDER CHERRY MAPLE

n/a	n/a		Champagne with Chocolate Glaze
n/a	n/a		Amber with Chocolate Glaze
			Natural with Chocolate Glaze
n/a	n/a		Honey with Chocolate Glaze
		n/a	Harvest with Chocolate Glaze
n/a	n/a		Caramel with Chocolate Glaze
			Butterscotch with Chocolate Glaze
			Oregano with Chocolate Glaze
		n/a	Rattan with Chocolate Glaze
			Paprika with Chocolate Glaze
		n/a	Nutmeg with Chocolate Glaze
		n/a	Toffee with Chocolate Glaze
			Cappuccino with Chocolate Glaze
		n/a	Brittany with Chocolate Glaze



Laforest door style in Cherry finished in Butterscotch with Chocolate glaze and Old World Distressing. Shown in Flush Inset.

## OLD WORLD DISTRESSING

Available on Alder, Cherry and Maple inset cabinetry, this finish blends your new cabinetry with today's popular distressed furniture pieces. Distressing techniques are randomly applied to the face of your cabinetry throughout the design, and include **1. rounded corners** **2. light chain distressing** **3. worm holes** **4. dips** **5. rasping** **6. knife cuts** and **7. worn edges**. Rest assured that your new yet distressed cabinetry will have a beautiful finish with some rub-through areas and a glaze to protect the distressing and finish for many years to come.



Danburg door style in Alder finished in Butterscotch with Chocolate glaze and Old World Distressing. Shown in Beaded Inset with optional Five-Piece drawer header.



Knottingham door style in Alder finished in Toffee with Chocolate glaze and Old World Distressing. Shown in Flush Inset with optional Five-Piece drawer header.



# TINTED VARNISH ON MAPLE

Tinted Varnish on Maple mimics a painted look. The grain of the wood is not visible. Adding glaze lends character and a vintage appeal.

The Maple palette is shown below. Tinted Varnish and Tinted Varnish with Glaze is available on all Maple Inset door styles.

Any Tinted Varnish with Glaze combination on Maple can receive Cottage.

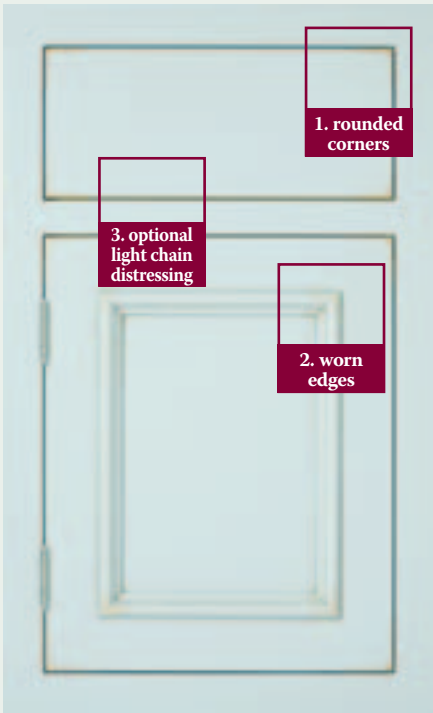
	MAPLE TINTED VARNISH PALETTE					
Black		n/a	n/a	n/a	n/a	n/a
Royal Blue		n/a	n/a		n/a	
English Ivy		n/a	n/a		n/a	
Daiquiri						
Eggnog						
Macadamia		n/a				
Marshmallow Cream		n/a				
White		n/a				
Buttercream		n/a				
Ivory Cream		n/a				
Aegean Mist					n/a	
Pearl		n/a				
Mushroom		n/a				
Moss Green		n/a				
	Tinted Varnish	Vanilla Glaze	Latté Glaze	Bronze Glaze	Nickel Glaze	Chocolate Glaze

Lafontaine door style in Maple finished in Marshmallow Cream. This StarMark Cabinetry kitchen was designed by Kristin Petro of Kristin Petro Interiors, Inc., Elmhurst, IL. The StarMark Cabinetry Specialist for this project was Mike McNally of Builders Cabinet Supply in Lombard, IL.

This icon indicates that the finish can receive Old World Distressing, illustrated on page 11.



COTTAGE

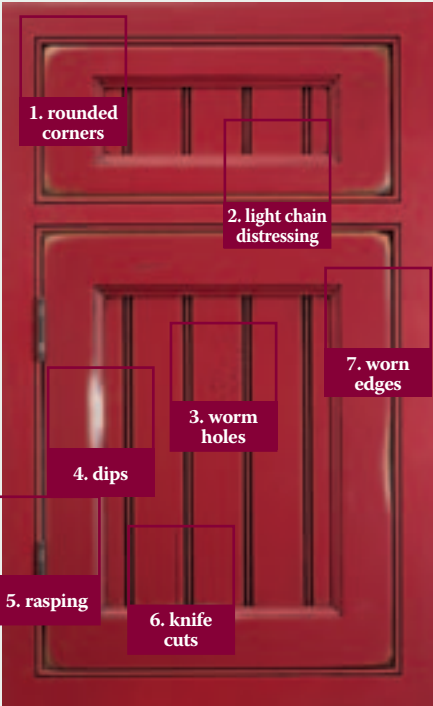


Cottage is created by sanding through the finish to expose **1. rounded corners** and **2. worn edges**. Adding glaze brings out the wood's unique texture. **3. Light chain distressing is optional.** A protective topcoat completes the look. Any Tinted Varnish with Glaze combination can receive Cottage. Cottage is available on all Maple and Quarter Sawn Oak inset door styles.

*Alexandria door style in Maple finished in Aegean Mist with Bronze glaze and Cottage. Shown in Flush Inset.*



OLD WORLD DISTRESSING



Available on Maple inset cabinetry, this finish blends your new cabinetry with today's popular distressed furniture pieces. Distressing techniques are randomly applied to the face of your cabinetry throughout the design, and include **1. rounded corners** **2. light chain distressing** **3. worm holes** **4. dips** **5. rasping** **6. knife cuts** and **7. worn edges**. Rest assured that your new yet distressed cabinetry will have a beautiful finish with some rub-through areas and a glaze to protect the distressing and finish for many years to come.

*Lafayette door style in Maple finished in Daiquiri with Chocolate glaze and Old World Distressing. Shown in Beaded Inset with optional Five-Piece drawer header.*

TINTED VARNISH ON QUARTER SAWN OAK

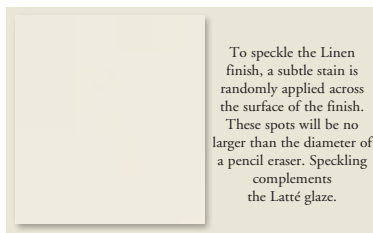
Tinted Varnish on Quarter Sawn Oak mimics a painted look, yet allows the graining to show. Adding glaze lends character and a vintage appeal. The Quarter Sawn Oak Tinted Varnish and Tinted Varnish with Glaze palette is shown below. Tinted Varnish and Tinted Varnish with Glaze is available on all Quarter Sawn Oak inset door styles. Any Tinted Varnish with Glaze combination on Quarter Sawn Oak can receive Cottage.

QUARTER SAWN OAK TINTED VARNISH PALETTE					
Black	n/a	n/a	n/a	n/a	n/a
Royal Blue	n/a	n/a	n/a	n/a	n/a
English Ivy	n/a	n/a	n/a	n/a	n/a
Daiquiri					
Eggnog					
Macadamia	n/a				
Marshmallow Cream	n/a				
White	n/a				
Buttercream	n/a				
Ivory Cream	n/a				
Aegean Mist				n/a	
Pearl	n/a				
Mushroom	n/a				
Moss Green	n/a				
Tinted Varnish    Vanilla Glaze    Latté Glaze    Bronze Glaze    Nickel Glaze    Chocolate Glaze					

## SPECIALTY FINISHES

### LINEN

StarMark's beautiful Linen finishes feature Latté glazing and speckling for a softer tone, and rounded corners for an heirloom feel. Available in three distinct yet related colors—Linen White, Linen Ivory and Linen Mushroom. Linen is available on all Maple inset door styles.



*Lafayette door style in Maple finished in Linen Ivory. Shown in Flush Inset.*



*Lafayette door style in Maple finished in Linen Mushroom. Shown in Flush Inset.*



*Lafayette door style in Maple finished in Linen White. Shown in Flush Inset.*

### VILLA

The Villa finish results in a look that suggests brush strokes along the face of the doors and drawers, and any other finished part of the cabinetry. Variation of color and brush stroke technique will appear from door to door and will blend throughout the cabinetry. Villa is available on all Maple inset door styles.



*Fairhaven door style in Maple finished in Villa Ivory. Shown in Flush Inset.*



### AMARETTO & BORDEAUX

Amaretto and Bordeaux are black finishes that include rounded and worn corners. Additional worn areas on center panels and door frames expose golden butterscotch tones on the Amaretto finish and beautiful burgundy tones on the Bordeaux finish. Amaretto and Bordeaux are available on all Maple inset door styles.



*Lafontaine door style in Maple finished in Amaretto. Shown in Flush Inset.*



*Lafontaine door style in Maple finished in Bordeaux. Shown in Flush Inset.*

### LICORICE

Licorice is a black finish rubbed to expose worn edges and rounded corners. Nickel glaze is applied to accent the wood and door profiles. Licorice is available on all Maple and Quarter Sawn Oak inset door styles.



*Alexandria door style in Maple finished in Licorice. Shown in Flush Inset.*



## STANDARD FINISHES

### Are you ordering a Stain?

- ☐ Do you want spattering?
- ☐ Do you want distressing?

### Are you ordering a Stain with Glaze?

- ☐ Do you want spattering?
- ☐ Do you want distressing?

### Are you ordering a Stain with Glaze and Cottage?

- ☐ Do you want spattering?
- ☐ Do you want distressing?

### Are you ordering a Tinted Varnish?

- ☐ Do you want distressing?

### Are you ordering a Tinted Varnish with Glaze?

- ☐ Do you want distressing?

### Are you ordering a Tinted Varnish with Glaze and Cottage?

- ☐ Do you want distressing?

Always review all finish characteristics.	SPECIALTY FINISHES							
	Amaretto	Bordeaux	Licorice	Linen	Oatmeal	Villa	Chateau	Old World Distressing
<b>Standard Characteristics</b>								
Furniture Finish Sheen	•	•	•	•	•	•	•	•
Distressing	•	•	•	•	•	•	•	•
Rounded Corners	•	•	•	•	•	•	•	•
Worn Edges on center panel	•	•	•	•	•	•	•	•
Rub Through on Flat Surfaces	•	•						
Worm Holes							•	•
Rasping							•	•
Dips							•	•
Knife Cuts							•	•
Speckling				•			•	•
Padding							•	•
Specialty Finishes have characteristics that cannot be captured on a color chip, so color chips are not available in Amaretto, Bordeaux, Chateau, Cottage, Licorice, Linen, Oatmeal, Old World Distressing and Villa. Please request a door sample to view these unique, beautiful finishes.								

	CUSTOM FINISHES			
	Custom Stain	Custom Stain with Glaze	Custom Tinted Varnish	Custom Tinted Varnish with Glaze
<b>Distressing Available</b>				
No Distressing	•	•	•	•
<b>Bundled distressing treatments</b>				
Cottage without light chain distressing	•	•	•	•
Cottage with light chain distressing	•	•	•	•
Old World Distressing	•	•	•	•
<b>A la carte distressing</b>				
Brush stroke (as seen in Villa)			•	•
Dips	•	•	•	•
Knife cuts	•	•	•	•
Light chain distressing	•	•	•	•
Padding (as seen in Chateau)	•	•	•	•
Rasping	•	•	•	•
Rounded Corners	•	•	•	•
Rub through on flat surfaces	•	•	•	•
Spattering	•	•	•	•
Speckling (with Latte glaze, as seen in Linen)	•	•	•	•
Speckling (dark brown, as seen in Chateau)	•	•	•	•
Worm holes	•	•	•	•
Worn edges on center panel	•	•	•	•



## SPATTERING

Spattering is a dark stain, hand applied randomly to the cabinetry.

- All stain with glaze combinations include spattering.
- You can also request that spattering not be used on your stain with glaze cabinetry.
- Spattering on an unglazed stain is available on all species at an upcharge.



## LIGHT CHAIN DISTRESSING

Light chain distressing is available at an upcharge on:

- all stains on any specie.
- all stain with glaze combinations on any specie.


FABRIC | HEIRLOOMS | PAINT | NATURE

*What inspires you?*

*StarMark creates cabinetry to match.*

### We offer:

Custom Stain  
 Custom Stain with Glaze  
 Custom Tinted Varnish  
 Custom Tinted Varnish with Glaze  
 A La Carte Distressing







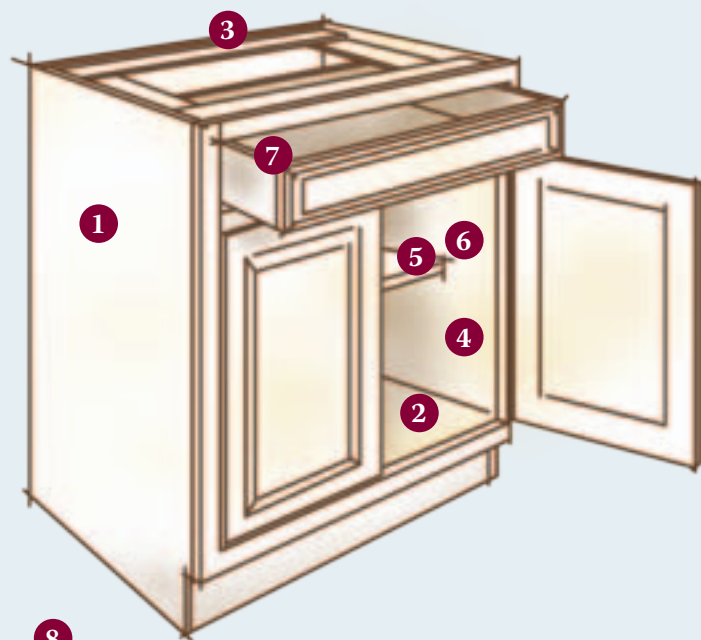


## INSET CABINETRY CONSTRUCTION


# Invest with confidence

StarMark Cabinetry's construction, materials and all finishes are covered by a **Limited Lifetime Warranty**.

Quality installation is a must to maintain the beauty of your inset cabinetry. Inset cabinetry is manufactured with tight reveals. We take great care to create square, true cabinets. If cabinets are not installed properly, doors may appear warped even though they are not. Every homeowner should expect their walls and floors to have variations; a well-qualified installer can properly shim your inset cabinetry so it does not become out of square. Homeowners also should be prepared to adjust their doors seasonally as temperatures change.




8



**BEADED INSET FACE FRAME**

Openings of face frame feature a bead.



**FLUSH INSET FACE FRAME**

Openings of face frame are square.

9

Oil Rubbed Bronze

Wrought Iron

Satin Nickel



- |    |                      |  |
|----|----------------------|--|
| 1. | End Panel Material   | 3/4" Veneer Core Plywood-Unfinished  |
|    | Options              | 3/4" Veneer Core Plywood-Finished  |
|    | Options              | 3/4" Veneer Core Plywood-Flushed Furniture End   |
|    | Options              | 3/4" Veneer Core Plywood-Flushed & Finished  |
| 2. | Top/Bottom Material  | 1/2" Veneer Core Plywood   |
| 3. | Back Panel Material  | 1/2" Veneer Core Plywood   |
|    | Options              | 3/8" Beaded Back   |
|    | Options              | 3/4" Flush Back  |
| 4. | Interior Finish      | Natural Birch Melamine   |
|    | Options              | Stained Matching Veneer  |
|    | Options              | Natural Maple Veneer   |
| 5. | Shelf Material       | 3/4" Engineered Wood   |
|    | Options              | 3/4" Veneer Core Plywood   |
| 6. | Base Cabinet Shelf   | Two-Thirds Depth   |
|    | Options              | Full Depth   |
| 7. | Drawers & Roll Trays | 3/4" Birch, Dovetail Joinery   |
|    | Glides               | Soft close, full extension, under-mount  |
| 8. | Face Frame Options   | Beaded or Flush  |
| 9. | Door Hinge Options   | Full wrap finial hinge in three colors: Oil Rubbed Bronze, Satin Nickel and Wrought Iron |
|    | Options              | Concealed hinge with soft close  |




*Laforest door style in Cherry finished in Harvest. Shown in Beaded Inset with optional Profiled drawer headers.*

*Opposite Page: Fairhaven door style in Cherry finished in Toffee. Accented with the Fairhaven door in Cherry finished in Chestnut. Door inserts include decorative glass in the KoKo Seedy pattern and metal in the Ragged Copper pattern. Shown with optional Furniture Pegs.*

*This StarMark Cabinetry kitchen was designed and installed by Local Motion Kitchens in Des Moines, IA.*

# Kitchens & Baths

our only business®



*The Nation's Largest*

INDEPENDENT KITCHEN & BATH SPECIALISTS

SIX AWARD WINNING KITCHEN & BATH SHOWROOMS

For More Information Visit Us Online at: [WWW.CONSUMERSKITCHENS.COM](http://WWW.CONSUMERSKITCHENS.COM)



**Our Quality Makes The Difference...Our Prices Make It Possible!**

**HOLBROOK**  
717 BROADWAY AVENUE  
**COPIAGUE**  
55 DECKER STREET  
**COMMACK**  
258 COMMACK ROAD  
FOR MORE INFORMATION  
CALL 1-631-563-3200

**CONSUMERS**  
KITCHEN & BATH Specialists

**FRANKLIN SQ.**  
600 FRANKLIN AVENUE  
**E. MEADOW**  
2280 HEMPSTEAD TPK.  
**COPIAGUE**  
1250 SUNRISE HIGHWAY  
SHOWROOM HOURS: MON - FRI 9AM-9PM  
SAT 9AM-5PM SUN 11AM-4PM



NOT RESPONSIBLE FOR TYPOGRAPHICAL ERRORS.