



25 Years

ultracraft®

cabinets for life

Styles

Styles



Full Access. More Storage. Better Value.

UltraCraft's full-access cabinetry offers you more storage space, two distinct product lines and a 100-year manufacturer's warranty – the best in the industry. Ask your designer about Destiny's no-charge modifications and low-charge premium finishes; and Vision's quick turn-around and high-tech, durable – and fashionable – finishes. All combined, UltraCraft offers you virtually limitless choices and undeniably better value.

Destiny

Our flag-ship cabinetry line. From traditional Wood to ultra-modern Lux, and every look in between, Destiny has choices for everyone. Enjoy the freedom to have truly custom-designed living spaces that reflect your personality at affordable pricing.

See and Touch for Yourself

With UltraCraft's super-fast Consumer Sample Program you can hold an actual sample of your favorite door styles and finishes in about a week.



The right style for your lifestyle



Destiny

Wood Door Styles – Slab

Destiny Wood Door Styles

Wood is versatile enough for any design from traditional to transitional to modern. And with thousands of style/species/finish combinations...the sky's the limit! Wood is warm and comfortable, strong and durable, and forgiving to repairs.



CORAL SPRINGS

Shown : Cherry Honey



RICHMOND II

Shown : Cherry Natural



SLAB

Shown : Bamboo Natural

Wood Door Styles – Raised Panel



ASHEVILLE

Shown : Maple Chocolate



BOSTON

Shown : Maple Toffee



BOSTON
W/MATCHING 5-PIECE
DRAWER FRONT

Shown : Maple Nutmeg Brown



BOSTON ARCH

Shown : Rustic Cherry Natural



BOULDER

Shown : Maple Briarwood Mocha



BRUNSWICK

Shown : Red Birch Natural



FAIRLAWN

Shown : Maple Buttercream Lime



FAIRLAWN
W/MATCHING 5-PIECE
DRAWER FRONT

Shown : Rustic Cherry Chestnut



FAIRLAWN ARCH

Shown : Rustic Cherry Natural



LIBERTY

Shown : Maple Eggshell Mocha



MANHATTAN
WIDE

Shown : Cherry Amber



MOUNT VERNON

Shown : Red Birch Golden



Shown : Maple Natural Nickel

OLD SALEM WIDE



Shown : Maple Arctic White

PERTH AMBOY



Shown : Cherry Briarwood

PLYMOUTH



Shown : Cherry Chestnut

RAISED



Shown : Maple Amber

RAISED
W/MATCHING 5-PIECE
DRAWER FRONT



Shown : Cherry Caramel Brown

YORK

Wood Door Styles – Recessed Panel



Shown : Cherry Caramel

AMHERST



Shown : Maple Beach White

ANDOVER



Shown : Maple Sage Brown

ANDOVER
W/MATCHING 5-PIECE
DRAWER FRONT



Shown : Maple Arctic White

BEL AIRE



Shown : Maple Arctic White

BEL AIRE
W/MATCHING 5-PIECE
DRAWER FRONT



Shown : Cherry Wenge

BOCA RATON
W/MATCHING 5-PIECE
DRAWER FRONT



Shown : Maple Nutmeg Brown

BRECKENRIDGE



Shown : Maple Golden Mocha

BRECKENRIDGE
WIDE



Shown : Cherry Amber Brown

CARNEGIE



Shown : Maple Stone

CHARLOTTE



Shown : Maple Sand

CHARLOTTE
W/MATCHING 5-PIECE
DRAWER FRONT



Shown : Cherry Honey Nickel

CORONA

Wood Door Styles – Recessed Panel, cont.



Shown : Maple Golden Lime

DAYTONA



Shown : Oak Briarwood

DAYTONA
W/MATCHING 5-PIECE
DRAWER FRONT



Shown : Maple Black

DENNISON



Shown : Cherry Golden

DENNISON
W/MATCHING 5-PIECE
DRAWER FRONT



Shown : Maple Beach White Mocha

ENGLEWOOD



Shown : Maple Beach White Mocha

ENGLEWOOD
W/MATCHING 5-PIECE
DRAWER FRONT



Shown : Cherry Chestnut

FREEDOM



Shown : Maple Amber

FRISCO



Shown : Rustic Cherry Bordeaux Brown

HAMPTON



Shown : Maple Stone Brown

HAMPTON
W/MATCHING 5-PIECE
DRAWER FRONT



Shown : Maple Nutmeg

LAUDERDALE



Shown : Maple Nutmeg

LAUDERDALE
W/MATCHING 5-PIECE
DRAWER FRONT



Shown : Maple Amber

PLAINVIEW



Shown : Maple Arctic White

PLAINVIEW
W/MATCHING 5-PIECE
DRAWER FRONT



Shown : Maple Golden

PLAINVIEW WIDE



Shown : Cherry Sand

PLAINVIEW WIDE
W/MATCHING 5-PIECE
DRAWER FRONT



Shown : Maple Stone

ROCKFORD



Shown : Alder Storm Grey

ROCKFORD
W/MATCHING 5-PIECE
DRAWER FRONT

Decor



Shown : Cherry Amber

SAGAMORE



Shown : Alder Storm Grey

SAGAMORE
W/MATCHING 5-PIECE
DRAWER FRONT



Shown : Cherry Sand

SHAKER



Shown : Oak Golden

SHAKER
W/MATCHING 5-PIECE
DRAWER FRONT



Shown : Cherry Nutmeg

SHAKER WIDE



Shown : Red Birch Natural

SHAKER WIDE
W/MATCHING 5-PIECE
DRAWER FRONT



Shown : Maple Buttercream Mocha

STICKLEY



Shown : Cherry Natural Nickel

STICKLEY
W/MATCHING 5-PIECE
DRAWER FRONT



Shown : Cherry Sangria

STICKLEY WIDE



Shown : Rustic Cherry Honey

STICKLEY WIDE
W/MATCHING 5-PIECE
DRAWER FRONT



Shown : Cherry Caramel

KIAWAH



Wood Species and Stain Finishes

We are pleased to offer you an incredible selection of wood species for your cabinets which you can dress up with any color from our vast collection of stains. From dark and rich to mid-tones to light and bright to not-so-common, explore your options to pinpoint the combination that makes you feel right at home.

Red Birch

Color ranges from light red-brown to pink heartwood and creamy white to yellow sapwood. Hard wood, medium weight, very durable and strong. Uniform, fine grain has small pores and takes finish very well.



Bamboo

Neutral amber with unique and beautiful patterns and grains. An eco-friendly, renewable and sustainable resource. Much harder than Oak and much more stable than most hardwoods. Takes stains well.



Maple

Ranges in color from creamy white to off-white sapwood, tinged occasionally with slight red-brown heartwood. Very hard, heavy, and strong wood. Closed grain with uniform texture takes finish well. Very resistant to abrasive wear.



Oak

Color ranges from light tan to brown heartwood and creamy white to gray sapwood. Very hard, dense and heavy wood. Moderately open grain takes finish well. Resists effects of the environment well.



Finishes shown here represent the scope of the Destiny line and should not be used for color matching.

Alder

Light tan, slightly soft, closed-grain hardwood that accepts stains well. Known as "the poor man's Birch," Alder is often used to imitate more expensive woods.



Rustic Alder

A light and slightly soft hardwood with color varying from white and light tan to pale, pinkish brown. Tight knots, pitch pockets, and character marks add personality.



Finishes shown here represent the scope of the Destiny line and should not be used for color matching.



Cherry

Colors range from red to deep red-brown heartwood and white to yellow sapwood. Medium density. Fine, closed grain takes light finishes well. Red color will darken richly with age.



Rustic Cherry

Enjoy all the characteristics of Cherry but with even more natural beauty. Tight knots, pitch pockets, and character marks enhance the visual appeal



Wood Paint Finishes



Paint finishes may also be available with Aged, Worn, Rubbed, and Heritage distressing techniques.

Paint, Linen and Vintage finishes available on selected door styles.

Finishes shown here represent the scope of the Destiny line and should not be used for color matching.

Specialty Paint Finishes

VINTAGE FINISHES

Primed and painted wood is treated with an innovative blend of light glazing, rasping, rub-off, worm holes, stress cracks, dents and smooth worn edges, then sealed with a clear top coat. Available on Maple with Low Sheen.

Back of door is painted but not distressed. Vintage finishes are not recommended on all door styles. Not available on doors with veneer panels.



LINEN FINISHES

Primed and painted wood is lightly hand-brushed with dark glaze creating a linear, brushed look. Available on Maple with Standard or Low Sheen.

Backs of doors are painted but not glazed. Hand-brushed lines are an artistic effect and will be unique in each application.




SANGRIA FINISH

An innovative blend of dark undertones, stress cracks, smooth worn edges, dents, rasping, and worm holes. Available on Cherry with Low Sheen only. Shown on this page.

Not available with veneer panel doors. Sangria is a custom hand-applied technique and will be slightly different on each product.



Custom Wood Finishes



PAINT

Classic, solid-color paint on primed wood. Available on Maple and in both Standard and Low Sheen.

Due to the inevitable movement of wood, paint finishes may show some cracking at joints. This is not considered a defect.



GLAZE

Wood is stained or painted, then Aged, Rubbed or Worn, if preferred. Mocha, Lime, Nickel or Brown glaze is hand-applied and rubbed away leaving it collected in crevices. Unique to each door style.

All visible finished parts are glazed except door backs. Ordering a door sample is recommended as glaze takes to each door style in a unique way.



AGED

Stained or painted wood is randomly dented with special tools to cause stress cracks and sealed with a clear top coat.

Aging is a hand-applied technique and will be slightly different on each product. Not available on veneer panel doors.



RUBBED

Primed, painted wood is randomly sanded to reveal bare edges and high points, then sealed with a clear top coat. Available on Paints in Low Sheen.

Back of door is painted but not Rubbed. Glazing available where applicable, excluding Brown Linen. (An improved version of our former Antique finish.)



WORN

An innovative blend of rasping, stress cracks, worm holes, dents, and smoothly worn edges. Available in Stain finishes with Low Sheen only.

Not available on veneer center panel doors.



HERITAGE

A combination of Rubbed and Aged detailing. Available on Paints and in Low Sheen only.

Not available on veneer center panel doors. (Similar to our former Distressed finish.)

Deluxe Veneers

*These manufactured wood veneers are available in Natural finish.
Not available in plywood construction*

BIRDSEYE MAPLE VERTICAL



BIRDSEYE MAPLE HORIZONTAL

QUARTER WENGE VERTICAL




QUARTER WENGE HORIZONTAL

RIFT CUT OAK VERTICAL



RIFT CUT OAK HORIZONTAL

RIBBON SAPPELE VERTICAL



RIBBON SAPPELE HORIZONTAL

SILVER EBONY VERTICAL



SILVER EBONY HORIZONTAL

ZEBRANO VERTICAL



ZEBRANO HORIZONTAL



Shown : Pure Wenge HZ

ADRIATIC



Shown : Smooth White

BEAD BOARD



Shown : Silver Walnut

CELLINI



Shown : Satin Cream

CHARLESTON WIDE



Shown : Lead Walnut

CHICAGO



Shown : Satin White

GRECO WIDE



Shown : Mink

HUDSON WIDE



Shown : Gloss Birdseye

JUPITER



Shown : Smooth White

LEXINGTON



Shown : Clay

LEXINGTON
W/MATCHING 5-PIECE
DRAWER FRONT



Shown : Satin Cream

MISSION II



Shown : Satin White

MISSION II WIDE



Shown : Shark

MURANO



Shown : Gloss Magnolia

PASADENA



Shown : Hazelnut

RALEIGH



Shown : Gloss Plum

EDISON



Shown : Matte Cream

GRECO


Destiny Thermofoil Door Styles

Thermofoil doors are made of a rigid vinyl heat-and-vacuum applied over a sculptured, 3/4"-thick, medium-density fiberboard. These doors are extremely stable, durable, and easy to care for.

Standard Thermofoil Finishes



Premium Thermofoil Finishes



GLOSS AND GRAIN DIRECTION:
HG : HIGH GLOSS
HZ : HORIZONTAL GRAIN

Finishes shown here represent the scope of the Destiny line and should not be used for color matching.

Destiny Lux Program

Lux is the ultimate contemporary, slab-style door with colors and patterns displaying through a thick, clear acrylic coating that looks like glass. Then, it's all about the edgebanding. Miami and Acrilux II doors feature the same designer color choices but with different edgebanding for distinct looks - Acrilux II with an "Aluminum" edge or Miami with a "Matching" edge.

MIAMI
WITH
MATCHING
EDGEBOARDING

ACRILUX II
WITH
ALUMINUM-LOOK
EDGEBOARDING



Lux Finishes



Edgebanding grain runs vertical on the sides of Miami doors and drawers and horizontal on the tops and bottoms of doors and drawers.

GLOSS AND
GRAIN DIRECTION:
HG : HIGH GLOSS
HZ : HORIZONTAL GRAIN

Finishes shown here represent the scope of the Destiny line and should not be used for color matching.

Destiny Metal Door Styles

Metal is one of the hottest looks of today. If you want the high-tech, contemporary look of the professionals, this is it. Practical and beautiful, our Stainless Steel doors are constructed of a medium-density fiberboard core wrapped in 20-gauge stainless steel. Also available are commercial grade aluminum doors featuring a clear A-1 finish and mitered corners and including opaque sandblasted glass. Slimline Aluminum is a frame-style door with an opaque, acrylic insert.





Vision

Our mid-priced cabinetry line with the fine styles and finishes you demand delivers in just four weeks.

Vision doors, drawer fronts, and accessory parts are finished with the exclusive and cost-effective Eurotek Veneer, giving Vision a color-fast and durable finish.

Built with UltraCraft's full-access construction, of course, you get more storage and our best value yet.



The right style for your lifestyle



Americano COLLECTION

ALEXANDRIA



BISQUE



DOVE WHITE

JAMESTOWN



BISQUE



DOVE WHITE



AUTUMN WALNUT

PHILADELPHIA



BISQUE



DOVE WHITE

PROVIDENCE



BISQUE



DOVE WHITE



Vision

COLLECTION

FLORENCE



DARK ROAST
TEXTURED
WENGE

NAPOLI



ECRU

ROMA



HONEY MAPLE



CLARET MAPLE



SABLE WALNUT

MODENA



DARK ROAST
TEXTURED
WENGE

SORRENTO



AUTUMN WALNUT

TUSCANY



AMBER CHERRY
W/AUBURN
PATINA

VENEZIA



BUTTERMILK W/
CAMEL PATINA

VERONA



DARK ROAST
TEXTURED
WENGE

Not all colors and finishes are available on all door styles. See Dealer for details.

Finishes shown represent the scope of the Destiny and Vision lines and should not be used for color matching. Europa recommends ordering a sample door, to see the best representation of your selected color and finish on your door style, before ordering cabinetry. Printed literature and Dealer's color chips are not as accurate.



ultracraft®
cabinets for life

www.ultracraft.com

6163 OLD 421 ROAD

LIBERTY, NC 27298

800.803.2315

336.622.4281

FAX: 1-800-464-0146

©2013 UltraCraft, a division
of Norcraft Companies

PRINTED WITH







ultracraft®
cabinets for life

www.ultracraft.com

6163 OLD 421 ROAD
LIBERTY, NC 27298

800.803.2315

336.622.4281

FAX: 1-800-464-0146

©2013 UltraCraft, a division
of Norcraft Companies

PRINTED WITH

